

LEXUS

LS



Redesigned from top to bottom, the new LS epitomises the Lexus spirit of innovation and excellence for the next generation.

THE LS IS THE ULTIMATE EXPRESSION OF LUXURY

For Lexus, creating a flagship sedan is about much more than making a luxury vehicle. It goes without saying that it must symbolise Lexus, but it must also define the luxury car of the future, crystallise Japanese culture, and serve as an exemplary car to the world that exceeds customers' imagination. To realise this, in developing the LS we focused on the fusion of its personality and emotional appeal as a flagship sedan, with performance that delivers the pinnacle of elegance, comfort and environmental friendliness, and perceived qualities defined by unique Japanese Takumi craftsmanship and advanced production technologies. We invite you to experience the LS and the future of Lexus with all your five senses.

"The 2018 Lexus LS is a marvel of powertrain, suspension, and safety advances that the automaker feels will trump its German rivals." - *Motortrend.com*

The next-generation LS realises the "Ultimate Experience of Visionary Anticipation", a uniquely creative and emotional experience made possible by Lexus vision designed to capture the hearts of the next wave of world leaders.

The LS offers advanced utility and fulfilling comfort befitting Lexus's flagship sedan, to provide a superb mobility experience for driver and passengers alike. The LS is designed so that through the actions of loading up your luggage, getting in and relaxing, you'll experience a heart-warming feeling of convenience as you are enveloped in comfort. In the cabin, comfort-oriented functions provide exquisite relaxation, from the seats and air conditioning to the music (Mark Levinson QLI Reference Surround Sound System is a newly-developed 16-channel 3D surround sound system drives 23 speakers) and other entertainment features. Lexus hospitality has been carefully conceived down to the fine details to transform time spent in the LS into an exceptional experience.



THE IMAGES AND CONTENT IN THIS BROCHURE HAVE BEEN SOURCED GLOBALLY AND MAY DIFFER FROM FINAL NEW ZEALAND SPECIFICATION.



EXTERIOR & PERFORMANCE

Expressing the design concept "Sensual Aggressive", the exterior fuses sensual beauty with the low centre of gravity of a refined platform to generate anticipation of dynamic driving performance, endowing a unique presence that delivers the style and personality befitting a flagship sedan.

Smooth, rhythmic acceleration in keeping with the driver's feelings. Instant understanding of the driver's intended line, as optimal control makes for pleasant cornering. Thoroughly refined driving characteristics and a precisely honed body realise exhilarating driving like you've never experienced before.

LS INTERIOR STYLING

Designed around the concept "Progressive Comfort", the interior combines a cockpit for focused concentration on driving with exquisite relaxation befitting an exceptional luxury sedan. The highly refined features and finish that evoke the aesthetic beauty of Japanese crafts, imbue a unique interior that appeals to sophisticated sensibilities. Its innovative beauty that fuses unique Japanese Takumi skills with state-of-the-art technologies and refined sensibilities will transform urban landscapes worldwide.



THE IMAGES AND CONTENT IN THIS BROCHURE HAVE BEEN SOURCED GLOBALLY AND MAY DIFFER FROM FINAL NEW ZEALAND SPECIFICATION.



LS 500 SPECIFICATIONS

3.5 | V6 | 310kW | 5.0 | 10-speed

PETROL

TWIN TURBO
CHARGED

MAXIMUM
POWER

SECS
0-100KM

AUTOMATIC
TRANSMISSION

LS 500h SPECIFICATIONS

3.5 | V6 | 264kW | 5.4 | MULTI
STAGE

PETROL
HYBRID ELECTRIC

NATURALLY
ASPIRATED ENGINE

TOTAL COMBINED
POWER

SECS
0-100KM

HYBRID
TRANSMISSION

LS 500 & LS 500h STANDARD FEATURES

ENGINE, TRANSMISSION, SUSPENSION

SAFETY AND SECURITY

EXTERIOR FEATURES

INTERIOR FEATURES

EXTERIOR COLOURS

INTERIOR: SEMI-ANILINE LEATHER ACCENTED SEAT MATERIAL WITH WOOD TRIM

LS 500

3.5-litre V6,
24 valve quad-cam
twin-turbocharged petrol with
VVT-iE and VVT-i

Maximum power 310kW

Maximum torque 600Nm

9.5L/100km*; Euro 5

10-speed
automatic transmission

Rear wheel drive

Electric Power Steering

Stop & Start Function

Multi-link air suspension front & rear;
Adaptive Variable Suspension,
raise/lower Access Mode
for entry & exit

LS 500h

3.5-litre V6,
24 valve quad-cam
petrol hybrid with
VVT-iW and VVT-i

Total System output 264kW

6.5L/100km*; Euro 5

Lexus Hybrid Electric Drive

Multi-stage Hybrid transmission

Rear wheel drive

Electric Power Steering

Multi-link air suspension front & rear;
Adaptive Variable Suspension,
raise/lower Access Mode
for entry & exit

Lexus Safety System +:
Pre-Crash Safety system with Autonomous
Emergency Braking; All-speed Dynamic Radar
Cruise Control; Adaptive High Beam;
Lane Departure Alert, Steering Assist,
Vehicle Sway Warning,
Lane Centering Function

Engine immobiliser, alarm with angle
and glass break sensors

Rear seats 2 x ISOFIX and 3 x tether anchors

12 airbags: Driver's and front passenger
front, seat sides, knee, rear seat side,
rear cushion, 2 x full length curtain shield

4 x front and 4 x rear parking sensors

Tyre pressure warning system - all wheels

Panoramic View Monitor

Vehicle Dynamics
Integrated Management (VDIM)

Blind Spot Monitor (BSM)
and Rear Cross Traffic Alert (RCTA)

Smart entry and smart start

Exterior door handles with illumination
and puddle lights

Rain sensing front wipers

3-lens LED headlights with
automatic levelling and cleaners

LED Daytime Running Lights (DRL),
LED sequential indicators

LED rear combination lights

Auto dimming exterior mirrors with heaters,
automatic power folding

Hands-free power boot lid

20" cast alloy wheels,
245/45/R20 front and rear Run-Flat tyres

Genuine leather covered gear lever;
leather steering wheel

Power tilt and telescopic steering column
adjustment with memory

ECO, Comfort, Custom, Normal,
Sport S, Sport S+ driving modes
(+ EV mode LS 500h)

Electronic Parking Brake

Semi-aniline leather accented interior seats.
Suede headlining, sun visors,
pillars and door trim

Auto dimming interior mirror

Driver and front passenger seats 28-way
power adjustment, heating and ventilation,
massaging system; 3 x memory

Outer rear seats with 18-way power adjustment,
heating and ventilation, 2 x memory

Four zone climate control automatic
air conditioning with nano
air purifying and humidity sensor;
Lexus Climate Concierge

Three ring meter including 8" colour
TFT central meter

Colour head-up display

TFT touchscreen rear armrest operation panel

23-speaker Mark Levinson Reference
audio system with Satellite navigation,
SUNA Traffic Channel System**,
12.3" TFT display, Bluetooth,
Wi-Fi for Miracast



Sonic Quartz | 085



Sonic Silver | 1J2



Titanium | 1J7



Manganese Lustre | 1K2



Metallic Silk | 4U7



Burgundy | 3R1



Scarlet Crimson | 3U3



Deep Metallic Bronze | 4X2




Onyx | 212




Graphite Black | 223



Deep Blue | 8X5




45 | Ivory | Walnut



21 | Black | Shimamoku



92 | Noble Brown | Laser Cut Wood



59 | Topaz Brown | Tinted Redgrain

* FUEL CONSUMPTION AS PER ADR 81/02 AND EMISSIONS AS PER 79/04 (COMBINED CYCLE) ARE TESTED IN A CONTROLLED ENVIRONMENT AND ARE FOR COMPARISON PURPOSES ONLY BETWEEN OTHER MAKES AND ACTUAL FUEL CONSUMPTION MAY VARY UNDER REAL WORLD DRIVING CONDITIONS. FUEL CONSUMPTION WILL VARY DEPENDING ON MANY FACTORS INCLUDING DRIVING CONDITIONS/STYLE, VEHICLE USAGE, CONDITION AND OPTIONS/ACCESSORIES FITTED. **TRAFFIC INFORMATION ONLY AVAILABLE IN SOME REGIONS. IMAGES AND CONTENT IN THIS BROCHURE HAVE BEEN SOURCED GLOBALLY AND MAY DIFFER FROM NEW ZEALAND SPECIFICATION. THE INTERIOR AND EXTERIOR COLOURS REPRESENTED HERE ARE A GUIDE ONLY. FOR AN ACCURATE RENDITION PLEASE REFER TO THE LEXUS LS COLOUR SPECIFIER WITH YOUR LEXUS DEALER.

THE IMAGES AND CONTENT IN THIS BROCHURE HAVE BEEN SOURCED GLOBALLY AND MAY DIFFER FROM NEW ZEALAND SPECIFICATION.

Every endeavour has been made to ensure text details and specifications contained in this publication were accurate as at 22 March, 2018.

Lexus New Zealand reserves the right at any time to introduce any changes deemed necessary to improve the models shown or for any other reason. Paint, upholstery and interior trim colours shown in this brochure may differ from actual colours due to variations in printing processes. Some models shown in this brochure may have optional accessories fitted. For further information contact your nearest Authorised Lexus Dealer. They will be glad to assist.

500 • LEXUSL18L • March 2018

 LEXUS

