



RX

RX 450h / RX 350 L / RX 350 / RX 300





The pursuit of knowledge.

RX	» P2
EPISODE 6	» P19
SPECIFICATIONS	» P54



Note: Vehicles pictured and specifications detailed in this catalogue may vary from models and equipment available in your area. Please inquire at your local dealer for details on the availability of features.



Note: Vehicles pictured and specifications detailed in this catalogue may vary from models and equipment available in your area. Please inquire at your local dealer for details on the availability of features.



*I always try to keep in mind a bigger picture of my place in life.
For instance, my cooking goes on a plate, which is taken to the table.
The table is part of the restaurant, which is part of the city.*

Note: Vehicles pictured and specifications detailed in this catalogue may vary from models and equipment available in your area.
Please inquire at your local dealer for details on the availability of features.



*What's important to me isn't recipes in a book,
it's the recipes I carry in my head
that I've created using my own senses.*

Note: Vehicles pictured and specifications detailed in this catalogue may vary from models and equipment available in your area.
Please inquire at your local dealer for details on the availability of features.



Note: Vehicles pictured and specifications detailed in this catalogue may vary from models and equipment available in your area. Please inquire at your local dealer for details on the availability of features.



*Encounters aren't chance events. Each day,
I actively seek to find something new in life.
Sometimes, my mind drifts far away.*



Note: Vehicles pictured and specifications detailed in this catalogue may vary from models and equipment available in your area.
Please inquire at your local dealer for details on the availability of features.



Note: Vehicles pictured and specifications detailed in this catalogue may vary from models and equipment available in your area. Please inquire at your local dealer for details on the availability of features.



Note: Vehicles pictured and specifications detailed in this catalogue may vary from models and equipment available in your area. Please inquire at your local dealer for details on the availability of features.

LEXUS

RX

EPISODE

6



1	RX CONCEPT	» P21
2	DESIGN	» P27
3	PERFORMANCE	» P31
4	FEATURES	» P37
5	SAFETY	» P46
6	F SPORT	» P50



EPISODE

1



RX CONCEPT

Drive into the future. The RX pioneers a fresh blend of Lexus luxury with sporting performance for a fast changing world.

The fourth generation RX was conceived as 'The Progressive Luxury SUV', actively embracing the pioneering spirit and values forged by previous generations of RX, then projecting them into the future. Driven by the desire to challenge the status quo and be dramatically different, 'Progressive Luxury' shapes a fresh expression of Lexus luxury to exceed expectations of what an SUV can be. One that embraces life with style, performance with pleasure, passion with perfection, in a truly leading-edge package.

The RX immediately captivates with its dynamic presence, presenting an eye-catching face to the world. The sleek

strong proportions of a large SUV create the base for exhilarating sporty driving performance and intuitive predictable handling, together with exceptional ride comfort. The smart integration of advanced technologies embodies the values RX drivers hold close, contributing to outstanding fuel efficiency and giving an active edge to driving control and peace of mind, stimulating driving pleasure every time you get behind the wheel.





The RX stays true to the progressive values embedded in its DNA, while anticipating and meeting the changing needs of an active lifestyle. Creating a fresh definition of 'Progressive Luxury' began with the RX's core dimensions, extending the wheelbase to create a strong platform for the outstanding stability at the heart of exciting sporty performance. At the same time, it enables the luxury of a spacious cabin in which to shape fresh design innovations and seamlessly integrate advanced technologies that actively enhance the driving experience.

The RX's 'Progressive Luxury' is dramatically expressed in the bold exterior styling, at once

assertive and captivating, that exudes individuality in its powerful presence. It is affirmed by refinements to the engine and chassis that further extend performance limits and enhance the luxurious ride comfort, to create an exhilarating driving performance. Your driving pleasure deepens with the legendary Lexus attention to detail in the elegant interior, a refined blend of advanced technology and sophisticated craftsmanship, so that each feature is intuitive to use and provides excellent utility.





EPISODE

2



DESIGN

'Seductive strength' expresses an active and energetic attitude, fusing a powerful presence with intelligent seductiveness.

The RX's design concept of 'seductive strength' fuses the powerful essence of an SUV with intelligent seductiveness to take the evolution of RX DNA to a higher level. This evolution is expressed in the bold proportions of the long wheelbase and large aluminium wheels of the lower body, and a sleek elegant cabin silhouette created without compromising the spacious cabin. The front face radiates both sharpness and power, emphasised by the contrasting thin sharp upper section and bold thick lower section of the signature spindle grille.

In the cabin, the 'premium touch' of a luxury SUV is fused with 'advanced' RX DNA,

realising an interior space with a fresh configuration that is spacious yet snug. Even as the driver's space has a separate cockpit-like feel, the openness of the design helps the driver and front passenger stay connected. The longitudinal design motif which flows from the color head-up display across the meter hood to the centre console, visually expresses movement from the display zone to the operation zone. Together with the integration of advanced technologies and an intelligent functional layout which takes into consideration the driver's movement, it realises a cockpit space that enables the driver to concentrate on driving.

EXTERIOR

*The bold yet sleek proportions
fuse strength with seductiveness.
Sharp functional components blend
seamlessly with the sensual body,
creating a strong design that exudes
incisive elegance.*



INTERIOR

*The subtle use of refined materials
including metal, leather and wood
creates a tasteful contrast that
highlights the rich qualities of
each, while blending together in the
elegant ambience of the cabin.*





EPISODE

3



PERFORMANCE


The RX embraces a passion for sporty performance, fusing exhilarating power with intuitive control to boost your driving pleasure.

To realise the exhilarating pleasure of emotional driving performance, the RX pursued a sporty driving experience in which driver input and vehicle response become one. Bringing this experience to life began with an extended wheelbase and large wheels to create an extremely stable platform. The engine mount and sub-frame structure were refined to significantly reduce vibration and enhance the structural rigidity of the body, contributing to the excellent cornering characteristics and a sharp steering feel that responds quickly and accurately to the driver's input.

A choice of 3.5-litre V6 engine or hybrid

system generates the robust responsive power at the heart of sporty performance. This power is harnessed by advanced technologies including a pre-loaded differential and Dynamic Torque Control AWD (All Wheel Drive), to help provide excellent acceleration and stability. Fine-tuning of the suspension system to deliver highly responsive and predictable handling, especially while cornering, further refines driving control.

Driving pleasure is heightened by drive mode select, which lets the driver select the RX's performance mode to suit their mood and driving style, from the efficiency of Eco Mode to the thrill of Sport S+ Mode.



01 / Chassis

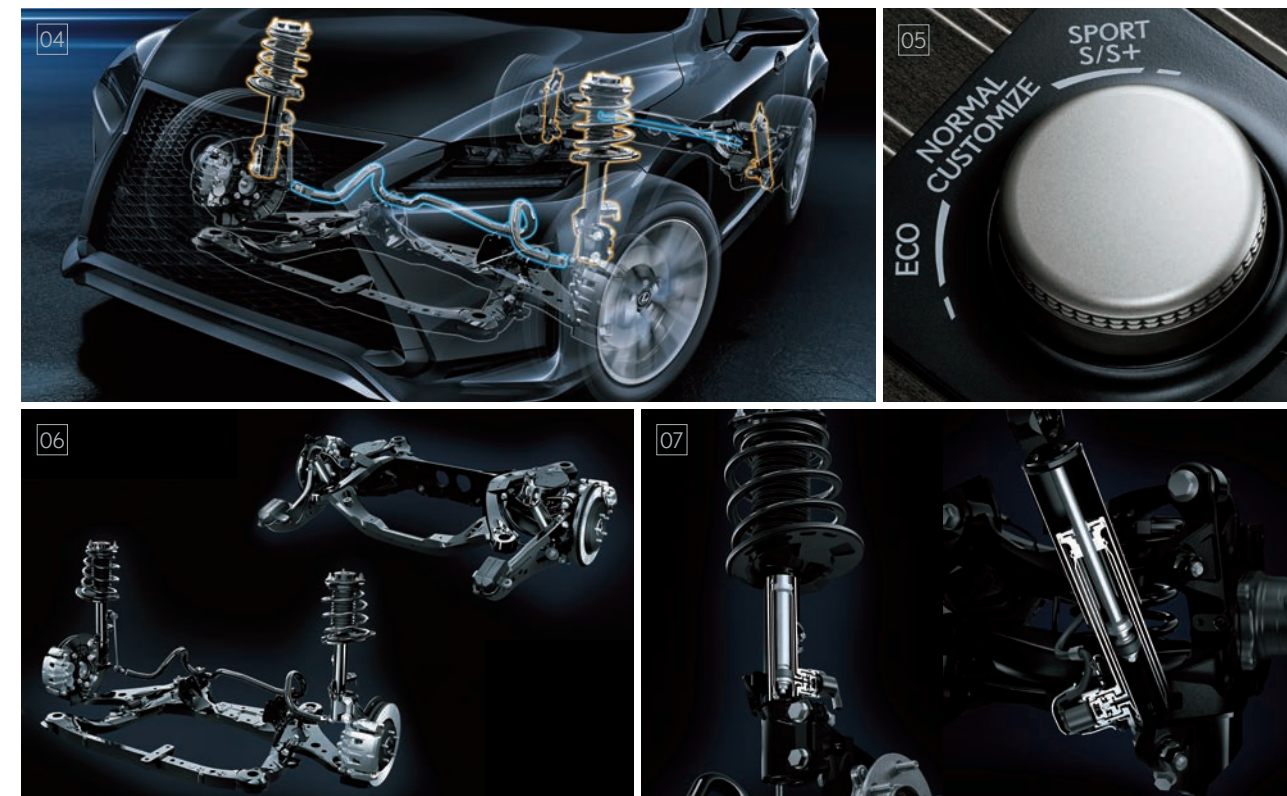
The foundation for the RX's exhilarating performance and responsive sporty handling is a lightweight, high rigidity body structure. It is made from hot-stamp, high-tensile steel and aluminium, with strategically positioned reinforcements, using innovative production technologies including laser screw welding and body adhesives. Optimising the engine mounting helps minimise engine movement for quicker engine inertia response against lateral G while cornering, contributing to highly predictable handling. It also isolates engine vibration, enhancing the luxurious ride comfort.

02 / Pre-loaded differential

This innovative differential pre-loads torque under light loads or low rotational speed, contributing to highly-precise steering for excellent straight-line stability and acceleration performance.

03 / Aerodynamics

A comprehensive approach to aerodynamics contributes to quiet comfort in the cabin, fuel-efficient performance, low sensitivity to wind turbulence, and excellent handling stability even during high-speed driving. Optimising the body design, including the bumpers, rear spoiler and corner fins, is complemented under the body by a flat floor, engine and lower arm covers, spats on all four wheels, and aero stabilising fins.



04 / Shock absorbers

Careful refining of each shock absorber component optimises damping force, helping to smooth minor road inputs and absorb larger jolts, maintaining a supple feel for agile handling together with excellent ride comfort.

05 / Drive mode select

Drive mode select provides integrated control of multiple systems to let you tune performance to suit your driving style. On vehicles equipped with AVS (Adaptive Variable Suspension system), you can select and change between Normal, Eco, Sport S and Sport S+ Modes. In addition, Customise Mode enables drivers to set their preferred settings for the powertrain, AVS, EPS (Electric Power Steering) and air conditioning.


06 / Front and rear suspension

The MacPherson strut front suspension and trailing-arm double wishbone rear suspension contribute to the excellent stability and steering response, heightening driving pleasure. Optimising the individual components including the coil springs, stabilisers, and shock absorbers, realises luxurious ride comfort, even on long drives.

07 / AVS (Adaptive Variable Suspension system)

AVS optimally controls the damping force of the shock absorbers on all four wheels in response to driver input and road surface conditions, contributing to the excellent ride comfort and handling.

(Only available for F SPORT models.)



01 / 3.5-litre V6 gasoline engine
The V6 Atkinson Cycle engine with Dual VVT-i (Intake side: VVT-iW) generates exhilarating driving performance balanced by excellent fuel efficiency. The innovative D-4S fuel injection system features both direct and port injectors, to realise excellent output, torque and fuel efficiency.*¹

02 / Dual exhaust pipes
The dual exhaust pipes help to realise high power output. The design of the dual diffusers and integration of the baffles into the rear bumper accentuate the expression of sporty power.*³

03 / 8 Super ECT
The super intelligent 8-speed automatic transmission features a wide gear ratio that delivers smooth starting and acceleration performance, together with excellent fuel economy, contributing to the dynamic driving performance and showcasing the RX's distinctive power and smoothness under various conditions. Multi-mode Automatic Transmission and G AI-SHIFT control further enhance driving pleasure.*²

04 / Dynamic Torque Control AWD
The electronically-controlled system continually varies distribution of drive power to the rear wheels, switching from front-wheel drive to AWD to realise handling stability to suit the driving conditions, especially while cornering, together with excellent fuel economy.



05 / Hybrid system
For dynamic driving and exceptional environmental performance, Lexus Hybrid Drive intelligently combines the power of a highly-efficient 3.5-litre gasoline engine with electric power from a high-output motor.

06 / 3.5-litre V6 hybrid engine
The V6 hybrid Atkinson Cycle engine features Dual VVT-i and advanced D-4S fuel injection system to deliver exciting performance with outstanding drivability, excellent fuel efficiency, and reduced emissions.*¹

07 / Metallic cover
The metallic cover of the lower rear bumper contributes to the excellent aerodynamics, with clean lines that communicate a subtle yet distinctive identity suitable for a hybrid.

08 / E-Four (Electric four-wheel drive)
E-Four uses a rear motor that operates independently from the front motor to optimise distribution of front and rear drive force. In addition, it features slip and yaw rate feedback controls, for excellent vehicle stability in a wide range of driving conditions.

*¹ VVT-i: Variable Valve Timing-intelligent.
VVT-iW: Variable Valve Timing-intelligent Wide.
D-4S: Direct injection 4 stroke gasoline engine Superior version.
*² ECT: Electronic Controlled Transmission.
AI: Artificial Intelligence.
*³ Not available for RX 350 L.



EPISODE

4



FEATURES

The RX anticipates the future with refined features that blend advanced technology and incisive design with Lexus quality.

A closer acquaintance with the RX reveals its core values are embedded in every facet, deepening the feeling of pleasure that grows each time you drive. The sharp and powerful face which integrates energy-efficient LED 3-eye projector-type headlamps with L-shaped LED units, and signature Lexus arrowhead-shaped LED DRL (Daytime Running Lamp) illumination, is matched by distinctive LED rear combination lamps that wrap around the side. A large rear spoiler accentuates the flowing design, and further enhances aerodynamics for sporty driving. The thoughtful convenience of illuminated door handles and the touchless power back door provide an introduction to

Lexus luxury even before you get in. Inside the spacious cabin, the sophisticated features show the future of luxury in the confident provision of refined functionality, outstanding comfort and personal pleasure. The renowned Lexus quietness has been enhanced for relaxed conversation, and provides an excellent ambience for the premium audio system. Advanced technologies are harnessed to display information in the meters and color head-up display, and the ability to customise your environment through the S-FLOW control of the air conditioning and intuitive controls of the Remote Touch Interface.



01 / LED 3-eye projector-type headlamps

The futuristic design of the distinctive 3-eye, energy-efficient L-shaped LED lamps with integrated LED DRL creates a signature Lexus arrowhead-shaped illumination. The advanced LED turn signal lamps illuminate sequentially from the inner side to the outside of the headlamps.

02 / LED front fog lamps

LED lamps integrated into the front bumper reduce power consumption while providing a bright beam, contributing to excellent visibility for safe driving in low light and at night.

03 / LED rear combination lamps

The distinctive L-shaped lamps wrap around the side in a deep-set curve, creating a wide signal and projecting a strong presence. The wide LED sequential turn signal lamps illuminate from the inner to the outer side of the lamp to intuitively convey the turn direction.



04 / Touchless power back door

The power back door automatically opens when a hand is held above the sensor in the Lexus emblem, enabling convenient hands-free opening when your hands are full or the door is wet or dirty.*¹

05 / Rear spoiler

The large rear spoiler integrated into the top of the back door accentuates the flowing design and edgy sporty styling. It is angled to enhance aerodynamic performance, balancing airflow to provide excellent front tire hold. The rear wiper is integrated into the spoiler, enhancing the clean lines.

06 / Door handles

The refined design displays a warm hospitality. The dynamic shape is easy to grip. A brightened silhouette line and integrated foot area illumination on the handles guide you at night, then gently fade.

07 / Moonroof

The forward position of the moonroof enhances the feeling of openness and space in the cabin. It opens and closes, tilts up and down at the touch of a switch in the overhead console. The components were refined to reduce weight, contributing to fuel efficiency.*²


*¹ Only available for RX 350 L, RX 350 F SPORT & RX 450h.

*² Not available for RX 300 Premium.



01 / Multimedia coordination function
The RX's seamless integration of advanced technologies supports the coordinated display of information from the multimedia systems on the large 12.3-inch EMV (Electro Multi-Vision) display in the centre of the instrument panel and the 4.2-inch colour TFT (Thin Film Transistor) multi-information display in the meter cluster. For convenience, audio system information, incoming mobile calls, and some navigation on the EMV display can also be displayed on the multi-information display, and controlled using switches on the steering wheel.*¹

02 / Colour head-up display
The large colour head-up display projects a range of frequently checked driving information and warnings on the lower windshield glass in the driver's line of sight, requiring only a movement of the eyes to see it.*²



03 / Meters
A subtle luxury touch is the design of the meters which fuses the simple functionality of 4-dial analog meters with a hi-tech digital display. The large analog speedometer and tachometer have three-dimensional meter faces for excellent visibility.

04 / S-FLOW control
The S-FLOW control measures the temperature setting, cabin temperature, outside temperature and direct sunlight. It then optimises control of the air conditioning airflow volume and vents, taking into account where occupants are sitting, to provide excellent comfort while enhancing fuel economy.

05 / Remote Touch Interface
Simple operation that includes enter switches integrated on both sides and a back switch lets users interact intuitively with the navigation and audio systems on the 12.3-inch EMV display, for easy control of the systems.

06 / Overhead console LED lamp switches
Refined hospitality extends to intuitive operation of the front warm white LED dome lamp and silky white LED map lamps in the overhead console. Touch switches that detect finger proximity turn the appropriate lamp on or off.

07 / Mark Levinson audio system
The Mark Levinson Premium Surround Sound System features 15 GreenEdge ultra-high efficiency speakers that generate outstanding output while significantly reducing energy consumption. The system also incorporates Clari-Fi technology which analyses compressed digital music sources in real time and intelligently restores the high fidelity no matter what the music source, creating rich low-range tones and beautiful mid- to high-range tones for the enjoyment of occupants in every seat.*²

*¹ Only available for RX 350 L, RX 350 F SPORT & RX 450h.
*² Only available for RX 350 F SPORT & RX 450h.



01 / Luggage space

The focus on creating a spacious cabin endows the RX with ample capacity to carry five people and their luggage. The power back door opens wide to provide easy access to a large luggage space that can accommodate four full-set golf bags or four suitcases, while carrying three passengers in the second row seats. A temporary stowage space behind the second row seats for the tonneau cover enables the luggage space to accommodate larger items.



02 / Power back door

Convenient controls for the power back door are set in the instrument panel and Electronic Key. Pressing twice on the additional closing switch located in the bottom of the back door closes and locks the door automatically. A memory function lets users set the opening clearance.

03 / Power folding second row seats

Enhancing versatility and convenience, the second row seats can be reclined at the touch of a button integrated into each second row seat. They can also be folded flat or upright using switches in the second row seats and side of the luggage space.*¹



04 / Wireless charger

This thoughtful charging tray in the centre console box enables wireless charging of batteries in Qi-compatible smartphones and electronic devices simply by placing them on the charger tray.

05 / Centre console box

Attention to detail refines the utility and convenience of this central storage space with a wide-opening lid and angled interior for easy access, and integrated LED light to make it easy to find items and use the integrated ports and power outlet.



06 / USB ports/mini-jack/power outlets

Two USB ports, a mini-jack and power outlet in the centre console box support plug-and-play use of electronic devices. Additional power outlets are conveniently located in the centre cluster for the front seat passenger, in the back of the centre console box for second row seat passengers, and in the side of the luggage space.

07 / Rear door window sunshades

Manual sunshades on the rear door windows give second row seat passengers convenient control over heat and light. Eliminating gaps between the shades and window trim helps to keep the sun from coming directly into the second row seats.

08 / Second row seats

The refined comfort of the second row seats is based on the spacious packaging that enables excellent seating posture and headroom, and a natural foot position for relaxed comfort. Seat recline and slide functions let passengers tailor their position to further enhance ride comfort.

*¹ Not available for RX 300 Premium & RX 350 L.



The RX350L changes to suit your needs, whether you require comfortable third row seats for extra passengers or a spacious luggage compartment. Theater-style seating provides a slightly higher eye point in each successive row so that all occupants enjoy excellent visibility and a satisfying open feeling.

01 / Luggage space

The RX350L provides a flat, gap-free luggage space, regardless of whether the third row seats are in use or stowed. The tonneau cover stores under the luggage space floor to provide ample room for luggage even when carrying seven people. Both the second row and third row seats have a split seatback design to enable different luggage configurations. The power folding third row seats are controlled by switches in the passenger side trim of the second row seats and in the left side of the luggage space.*

02 / Walk-in mode

Touch the walk-in lever on the side of the second row seats to slide them forward. The seats can also be folded flat for easy access to the third row seats. The flat floor enables comfortable access.

03 / Third row seat air conditioner

The left and right third row seats have adjustable air conditioner vents in the side panels. In addition, a control panel located beside the left seat allows rear-seat occupants to adjust the temperature, airflow and other settings.

* Second row seats fold manually.

EPISODE

5



SAFETY

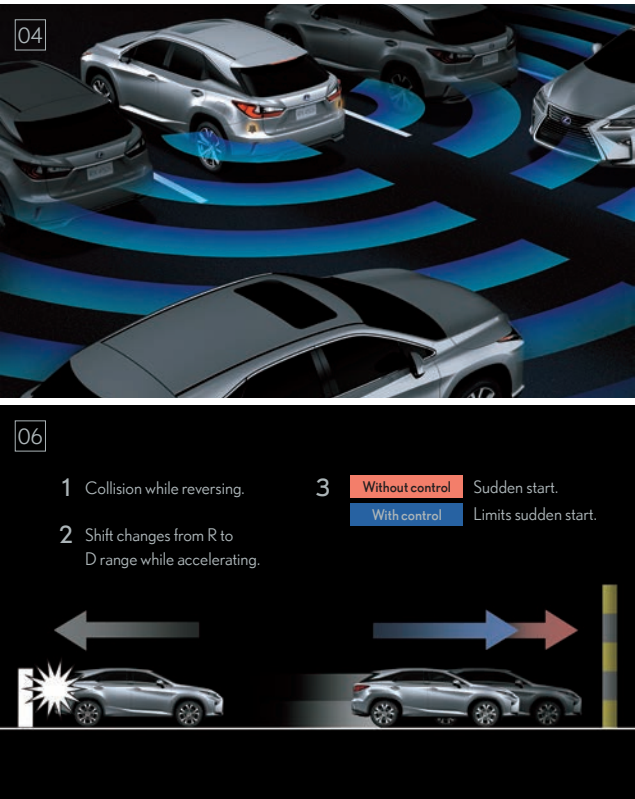

Enhancing driving pleasure, the RX integrates advanced active control technologies to assist safe driving and give you peace of mind.

The RX brings the future to life where it matters most, contributing to your peace of mind. An integrated approach to active safety begins with refining the packaging to provide excellent visibility, including thin front pillars and careful positioning of the door mirrors. It is complemented by advanced technologies to actively assist driving control. RCTA (Rear Cross Traffic Alert) and a panoramic view monitor provide additional checks of your surroundings while getting in and out of

parking spaces, helping to achieve a level of safety appropriate for a premium SUV.

In the event of an accident, occupant protection is integrated into the core of the RX, with a high rigidity body structure designed to help disperse crash energy, and a high-strength body frame to help suppress distortion of the cabin. Inside the cabin, SRS (Supplemental Restraint System) airbags help reduce the impact to occupants in a collision.





01 / SRS airbags

The RX features dual-stage SRS airbags (Front seats), SRS knee airbag (Driver's seat), SRS cushion airbag (Front passenger's seat) that supports seatbelt restraint by lifting the front edge of the seat cushion during a frontal collision, SRS side airbags (Front and outboard second row seats), and SRS curtain shield airbags (Front and rear door windows).^{*2}

02 / Panoramic view monitor

To help check the surroundings, the system shows a bird's-eye view of the vehicle on the EMV display, using a composite image taken by cameras mounted on the front, sides, and rear of the vehicle. In addition, a see-through view provides an image as seen through the body, and enables a specific point to be selected and enlarged for a more careful check.^{*1}

03 / Blind Spot Monitor System

When the quasi-millimeter-wave radars in the rear bumper detect vehicles in adjacent lanes that aren't visible in the door mirrors, the system activates a warning indicator in the relevant door mirror the moment a vehicle enters this blind spot.

04/ RCTA (Rear Cross Traffic Alert)

To assist safe reversing, RCTA uses quasi-millimeter-wave radars in the rear bumper to detect approaching vehicles in difficult-to-see areas behind the vehicle. When an approaching vehicle is detected, RCTA alerts the driver using a buzzer and indicator in the relevant door mirror.

05 / LED wide-angle cornering lamps

Compact, bright and energy-efficient, the LED wide-angle cornering lamps provide additional illumination in the direction of travel, to the side and above, enhancing pedestrian visibility when turning at intersections.

06 / Drive-start Control

If an abnormal shift change from R to D, D to R, N to R, P to D, or P to R range is detected while accelerating, a warning is displayed in the multi-information display and power output is reduced to limit acceleration, helping to avoid a collision.



^{*1} The area the cameras can show is limited. Be sure to visually check your surroundings before you proceed. Not available for RX 300 Premium.
^{*2} The SRS airbags are supplemental devices to be used with the seatbelts. The driver and all passengers in the vehicle must wear their seatbelts properly at all times. Never install a rear-facing CRS (Child Restraint System) on the front passenger's seat. For a forward-facing CRS, it is recommended you use it in the second row seats. Please do not use accessories for the seats which cover the parts where the SRS side airbags should inflate. Such accessories may

prevent the SRS side airbags from activating correctly, causing serious injury (Lexus genuine seat covers are specifically designed for models equipped with the SRS side airbags. To find out about availability in your area, please inquire at your local dealer). The photo shows all the SRS airbags activated for display purposes only (the SRS side and curtain shield airbags only inflate on the side of the collision in an actual accident). For details on these and other important safety features, be sure to read the Owner's Manual carefully.

EPISODE

6



F SPORT

Lexus F DNA injects the aggressive styling and an exhilarating performance edge of F SPORT driving into the RX.

Lexus created the exclusive F SPORT package to inject the thrill of sports performance into RX driving, with sports-focused refinements of the design, performance and features. An aggressive F SPORT attitude is instantly projected by the large 20-inch aluminium wheels, and the exclusive front grille mesh and lower spoiler with integrated satin-finish chrome plated lower protector that visually lower the centre of gravity. The satin-finish chrome plated lower rear bumper, black door mirrors, and discreet F SPORT emblems on the front fenders and back door reinforce the distinctive premium sports SUV attitude.

In the driver's seat, the feeling of sports

driving control is compelling and immediate. The extra support of the seat, dimpled leather steering wheel and shift lever knob, custom sports meters and displays, and drilled aluminium pedals give a sports edge to driving control.

This feeling of control is transformed into F SPORT exhilaration by fine-tuning of the front and rear suspension, and the ability to customise drive mode select to enhance handling stability and sharpen response. The high performance exhilaration is further heightened by the aural thrill of the sound generator when you depress the accelerator.






A_Front mesh grille / B_Front bumper / C_Aluminium wheels / D_Door mirrors / E_Front fender emblems



F_Meters & multi-information display / G_Steering wheel / H_Aluminium pedals / I_Shift lever knob / J_Trim (Aluminium) / K_Scuff plates

F SPORT



01 / Active stabiliser system

The system actively controls the front and rear suspension in various driving conditions, reducing roll to maintain stability while cornering, and enhance ride comfort. The advanced roll skyhook control helps to reduce roll while driving on bumpy roads, further contributing to a smooth ride.

02 / Sound generator

Heightening the emotion and excitement of sports driving, the sound generator boosts the sound pressure level in the engine air intake at different resonate frequencies, to generate a thrilling F SPORT engine note when you accelerate.*

03 / F SPORT front seats

The front sports seats are the product of an innovative 'integrated foaming' manufacturing process. They provide a blend of refined comfort with firm support and excellent holding performance for sports driving.

04 / F SPORT meters

Dynamically displaying sports performance, the exclusive F SPORT analog tachometer features a large silver ring with an illuminated needle, and a precision digital speedometer and shift position/drive mode select indicators in the centre.

05 / F SPORT multi-information display

The 8-inch colour TFT (Thin Film Transistor) multi-information display heightens the immediacy of your F SPORT driving experience by displaying a G sensor with steering angle, and accelerator opening and brake hydraulic pressure bars.

* Only available for RX 350 F SPORT.

SPECIFICATIONS

ENGINE		RX 300 Premium	RX 300 Luxury	RX 300 F SPORT	RX 350 L	RX 350 F SPORT	RX 450h
Type		In-line 4, 16-valve, Twin-scroll Turbocharged			V6, 24-valve, DOHC		V6, 24-valve, DOHC Atkinson Cycle Engine
Variable Valve Timing		Dual VVT-iW					
Displacement	cc	1,998			3,456		
Bore & Stroke	mm	86.0 x 86.0			94.0 x 83.0		
Compression Ratio		10.0 : 1			11.8 : 1		13.0 : 1
Max. Output	hp / rpm	235 / 4,800 - 5,600			289 / 6,300	295 / 6,300	258 / 6,000
Max. Torque	Nm / rpm	350 / 1,650 - 4,000			358 / 4,600 - 4,700	370 / 4,600 - 4,700	335 / 4,600

HYBRID SYSTEM				
System Combined Output		kW (hp)	-	230 (308)
Front Motor	Type		-	Permanent Magnet Synchronous Motor
	Max. Output	kW	-	
	Max. Torque	Nm	-	
Rear Motor	Max. Output		-	50
	Max. Torque		-	139
	Maximum System Voltage		V	-
Maximum System Voltage		V	-	650
Battery	Type		-	Nickel-Metal Hydride (Ni-MH)

PERFORMANCE						
Top Speed	km / h	200				
Fuel Consumption (Combined)	Litre / 100km	8.4	10.2	9.6	5.7	
CO ² Emission (Combined)	g / km	195	234	223	131	

TRANSMISSION			
Transmission	6-speed Super Electronically Controlled Transaxle A/T		8-speed A/T
Drive System	Dynamic Torque Control AWD		E-CVT
			E-Four

CHASSIS						
Suspension	Front	MacPherson Strut				
	Rear	Double Wishbone				
Brakes	Front	Ventilated Disc				
	Rear	Ventilated Disc				
Auto Start / Stop System		With			-	With (Hybrid Eco Start / Stop)
Steering		Electric Power Steering (EPS)				
Adaptive Variable Suspension		-	With	-	With	-
Tyres		235/55 R20				
Spare Tyres		Temporary T165 / 90D / 18				
Wheels		Aluminium 20"				
Drive Mode Selector		ECO / NORMAL / SPORT	ECO / NORMAL / SPORT / SPORT + / CUSTOMISE	ECO / NORMAL / SPORT	ECO / NORMAL / SPORT / SPORT + / CUSTOMISE	ECO / NORMAL / SPORT / EV

DIMENSIONS & WEIGHT								
Overall	Length	mm	4,890		5,000	4,890		
	Width	mm	1,895					
	Height	mm	1,690		1,700	1,690	1,685	
	Wheelbase	mm	2,790					
Tread	Front	mm	1,640					
	Rear	mm	1,630					
Curb Weight		kg	2,070		2,150	2,085	2,210	
Gross Vehicle Weight		kg	2,575		2,720	2,575	2,715	
Min. Ground Clearance		mm	200				195	
Boot Capacity		Litre	453		-	453		
Fuel Tank Capacity		Litre	72				65	
Min. Turning Radius		m	5.9					

EXTERIOR						
Headlamps	Type	Triple L-shaped LED				
	Leveling	Auto				
	Washer	With				

EXTERIOR		RX 300 Premium	RX 300 Luxury	RX 300 F SPORT	RX 350 L	RX 350 F SPORT	RX 450h
Rear Fog Lamps		With					
Rear Combination Lamps		With (LED Stop & Tail Lamps)					
Sequential Signal Lamp		With					
Wipers	Rain Sensor	With					
	Intermittent Wipers	With					
Side Mirrors		Auto Fold & Retract, Electro Chromic, Heater with Memory					
Exterior Grille		Normal Grille		F SPORT Grille	Normal Grille	F SPORT Grille	Normal Grille
Moonroof		-	With				
Rear Spoiler		With					
Power Back Door		With			With (Touchless)		
Roof Rails		-		With	-	With	-
Smart Entry System		With	With (Additional Smart Card Key)				
Daytime Running Lights		With (LED)					
Front Fog Lamps		With LED (Cornering Function)					

INTERIOR						
Finishing		Leather & Luxury Trim	Leather & F SPORT Trim	Leather & Luxury Trim	Leather & F SPORT Trim	Leather & Luxury Trim
Steering	Type (Column)	Power				
	Material	Leather & Wood	Leather	Leather & Wood	Leather	Leather & Wood
	Shift Paddles	-	With	-	With	-
	Multi-function Switch	With				
Push Start Ignition		With				
Meter Combination Illumination		With	With (F SPORT Type)	With	With (F SPORT Type)	With
Illumination Entry System		With				
Multi Information Display (MID)		With (4.2")	With (8.0")	With (4.2")	With (8.0")	With (4.2")
Cruise Control		With				
Air Conditioner		Dual Zone				
Aircond Rear Duct		With				
Inside Rear View Mirror		Electro Chromic				
Lamps	Door Trim Illumination Lamps	With				
	Front Passenger Seat Illumination Lamp	With				
	Luggage Room Lamp	With				
	Front Dome Lamp	With				
	Rear Dome Lamp	With				
	Center Box Lamp	With				
	Console Box Lamp	With				
	Glove Box Lamp	With				
	Foot Lamps	With				
	Door Handle Lamps	With				
Front Sun Visor		With Vanity Mirror, Lamps & Ticket Holder				
Parking Brake		Electric Parking Brake				
Power Window		With (Auto Up & Down)				
Clock		Analog (With GPS Function)				
Audio System		Lexus Premium Audio, 12-speaker, MP3, WMA, AM/FM, AAC, MP4, M4V, WMV, AVI & JPEG			Mark Levinson Audio, 15-speaker, MP3, WMA, AM/FM, AAC, MP4, M4V, WMV, AVI & JPEG	
Display Screen		8" LDA	8" EMV		12.3" EMV	
Remote Touch Controller		With (Lexus Display Audio Controller)	With (EMV Controller)			
Head-Up Display		-			With	
Navigation System		-	With			
Wireless Charger		-	With			
External Audio Terminal		2 USB Ports / 1 AUX / Bluetooth				
Seat Material		Semi-aniline Leather	F SPORT Leather	Semi-aniline Leather	F SPORT Leather	Semi-aniline Leather
Front Seat	Type	Normal Type	F SPORT Type	Normal Type	F SPORT Type	Normal Type
	Power Adjustment	D : Power 12-way ; P : Power 12-way	D : Power 10-way ; P : Power 10-way	D : Power 12-way ; P: Power 12-way	D : Power 10-way ; P : Power 10-way	D : Power 12-way ; P : Power 12-way
	Slide Adjuster	2-way				
	Vertical Adjuster	2-way				
	Height Adjuster	4-way				
	Memory Function	Driver & Passenger	Driver Only	Driver & Passenger	Driver Only	Driver & Passenger
	Lumbar Support	With 4-way (D & P)	With 2-way (D & P)	With 4-way (D & P)	With 2-way (D & P)	With 4-way (D & P)
	Easy Access	Driver Only				

SPECIFICATIONS

INTERIOR		RX 300 Premium	RX 300 Luxury	RX 300 F SPORT	RX 350 L	RX 350 F SPORT	RX 450h
Front Seat	Ventilation	With					
	Heater	With					
Rear Seat	Heater	-	With				
Rear Seat Folding		60 : 40 Split	60 : 40 Split (With Power)		40 : 20 : 40 Split (With Walk-in)	60 : 40 Split (With Power)	
Rear Side Manual Sunshades		With					
Shift Lever/Knob	Type	Leather		F SPORT	Leather	F SPORT	Leather
Storage	Glove Compartment	With					
	Sun Glass Case	With					
	Central Console	With					
	Cup / Bottle Holders	With					
	Back Pocket	With (D + P)					
	Rear Seat Armrest	With					
Pedals		Normal, Organ Type		Aluminium, Organ Type	Normal, Organ Type	Aluminium, Organ Type	Normal, Organ Type
Scuff Plate		With		With (F SPORT Type)	With	With (F SPORT Type)	With
SAFETY							
Active							
Vehicle Dynamic Intergrated Management (VDIM)		-		With	-	With	
Anti-lock Braking System (ABS)		With					
Brake Assist (BA)		With					
Vehicle Stability Control System (VSC)		With					
Traction Control (TRC)		With					
Electronic Brake-force Distribution (EBD)		With					With (Regenerative Braking System)
Hill-start Assist		With					
Brake Hold Function		With					
Tyre Pressure Warning System - Auto Location (TPWS)		With					
Parking Clearance Sensor (Front & Rear)		With					
Blind Spot Monitor (BSM)		With					
Rear Cross Traffic Alert (RCTA)		With					
Rear View Camera		With	With (Panoramic View Monitor)				
Passive							
SRS Airbags		10					
SRS Front Airbags		Driver & Passenger					
SRS Driver Knee Airbag		With					
SRS Front Passenger Cushion Airbag		With					
SRS Front Side Airbags		With (Front & Rear)					
SRS Curtain Shield Airbags		With (Left & Right)					
Whiplash Injury Lessening Seats		With					
Seatbelts	Type	Pretensioners with Force Limiters					
	Driver	3-point ELR					
	Front Passenger	3-point ELR					
	Rear Passenger	3-point ELR					
Height Adjustable Seatbelt Anchor		With (Front)					
ISOFIX Child Seat Tethers		With (Rear Outer Seat)					
Impact Absorbing Structure For Pedestrians		With					
SECURITY							
Alarm System		Immobiliser, Siren with Back-up Battery, Intrusion & Back Glass Break Sensor					



OWNING A LEXUS IS A JOURNEY
IN ITSELF, ONE THAT IS JUDGED
NOT BY MILEAGE BUT BY THE
COUNTLESS PRICELESS MOMENTS.

BEGIN YOUR JOURNEY THE RIGHT WAY WITH QUALITY SERVICES DESIGNED TO ENHANCE YOUR LEXUS EXPERIENCE.



LEXUS believes that perfection lies in the details. When you purchase a LEXUS, you will experience service like no other. LEXUS CAPITAL offers you flexible financial services that enable you to be in full control of your finances, as always. Applying for financing can be handled quickly and conveniently at all LEXUS showrooms.



LEXUS ASSIST is a 24-hour roadside assistance service provided by LEXUS. You're assured of reliable assistance via this exclusive programme aimed at creating a hassle-free driving experience.



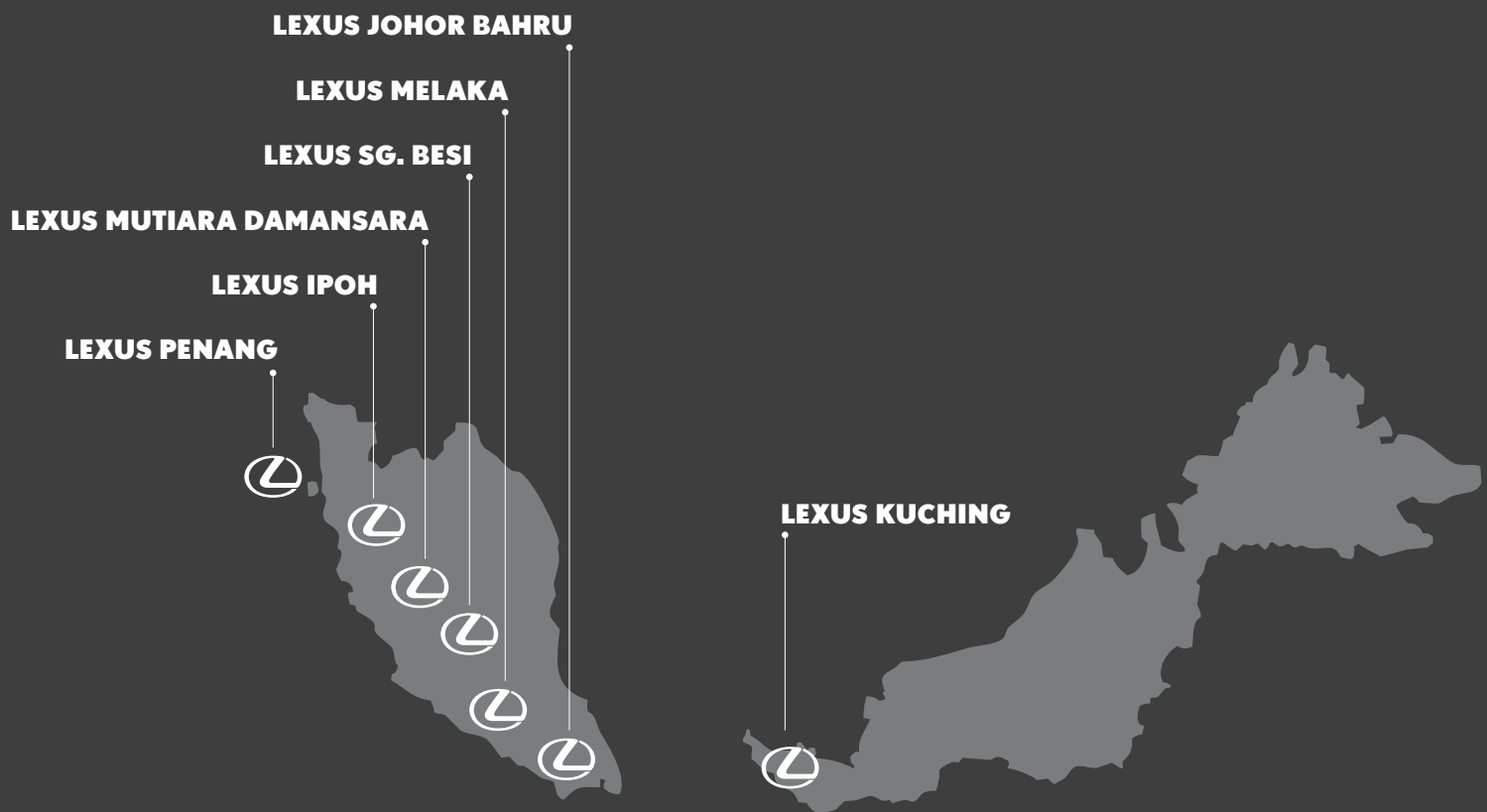
LEXUS INSURANCE is a comprehensive motor insurance packaged by LEXUS to provide LEXUS owners with tailored insurance coverage for damages to the owner's vehicle as well as any liabilities incurred by the third party.



LEXUS ACCESS is a comprehensive vehicle leasing programme designed to bring you even closer to driving a LEXUS. Complementing our Flexi Plan and Islamic Financing Plan, LEXUS ACCESS offers you yet another option to experience the perfection embodied by a LEXUS.



Note:
• LEXUS MALAYSIA, a division of UMW Toyota Motor Sdn. Bhd. reserves the right to alter any details of specifications and equipment without notice. Details of specifications and equipment are also subject to change to suit local condition and requirements.
• Vehicle, equipment and specifications pictured in this catalogue may vary from models available locally.
• Vehicle body and accessory colours might differ slightly from the printed photos in the leaflet.
• 5-years warranty from the date of first registration with unlimited mileage. Terms and conditions apply.



LEXUS MUTIARA DAMANSARA No. 6, Jalan PJU 7/2, Mutiara Damansara, 47800 Petaling Jaya, Selangor. Tel: 03-7710 5655.

LEXUS SUNGAI BESI No. 314, Jalan Sungai Besi, 57100 Kuala Lumpur. Tel: 03-9222 2268.

LEXUS PENANG No. 26, Jalan Sultan Ahmad Shah, 10050 Georgetown, Pulau Pinang. Tel: 04-250 3888.

LEXUS IPOH No. 91, Jalan Tunku Abdul Rahman (Off Jalan Kuala Kangsar), 30010 Ipoh, Perak. Tel: 05-506 6688.

LEXUS MELAKA No. 2A, Jalan Autocity 6, Persiaran Autocity, 75450 Ayer Keroh, Melaka. Tel: 06-233 0088.

LEXUS JOHOR BAHRU No. 77, Jalan Geroda 1, Off Jalan Cenderawasih, 80350 Larkin, Johor Bahru, Johor. Tel: 07-233 7777.

LEXUS KUCHING Lot 872 & 873, Block 16, Jalan Datuk Tawi Sli, KCLD, 93250 Kuching, Sarawak. Tel: 082-466 199.

Toll Free Line: 1-800-88-53987 (Monday - Friday, 8.00am - 5.30pm)

LEXUS MALAYSIA, a division of UMW Toyota Motor Sdn. Bhd. reserves the right to alter any details without notice.

EXTERIOR COLORS



White Nova Glass Flake <083>
(Exclusively for F SPORT variants only.)



Heat Blue Contrast Layering <8X1>
(Exclusively for F SPORT variants only.)



Sonic Titanium <1J7>



Red Mica Crystal Shine <3R1>



Graphite Black Glass Flake <223>



Deep Blue Mica <8X5>



Amber Crystal Shine <4X2>
(Not available for F SPORT variants.)



Platinum Silver Metallic <1J4>
(Not available for F SPORT variants.)



Sonic Quartz <085>
(Not available for F SPORT variants.)

INTERIOR COLORS

SEMI-ANILINE LEATHER - PREMIUM, LUXURY, HYBRID



Black



Noble Brown



Ivory



Topaz Brown

(TRIM)



Shimamoku

F SPORT LEATHER - EXCLUSIVELY FOR F SPORT VARIANTS ONLY



Dark Rose (F SPORT package)



Black (F SPORT package)

(TRIM)



Aluminum