




# GS F

GS F





CONTENTS

GSF	»» P03
F PHILOSOPHY	»» P23
GS F CONCEPT	»» P25
DESIGN	»» P27
PERFORMANCE	»» P33
FEATURES	»» P39
SAFETY	»» P43
COLORS	»» P47
TAKUMI	»» P51
ENVIRONMENT	»» P53
SPECIFICATIONS	»» P55



*The mind. Alive and kicking.  
Where perception is swayed.  
Judgment is influenced.  
But without the heart, the mind can't be moved.*



*Turning heads with each passing corner, the Lexus GS F speaks confidence you will feel and strength you can't ignore. Designed to exude power in performance, every drive brings out a unique experience like no other.*







*From the inside and out, the dedication to the craftsmanship of the Lexus GS F is undeniable. With the signature L-shaped lights and the full spindle grille design, it is a one of a kind stallion that isn't all brawns. It's also beauty.*



*Feel not what you can control, but what you can't.  
The earth beneath your feet, the world around your  
seat. It's the tandem between design and passion that  
defines the new Lexus GS F.*







*Every inch is masterfully curated and cared for. Reflected through the materials used for the cabin to the details of the dashboard, the interior redefines luxury and function at its finest.*





*Take on the world with the Lexus GS F,  
specifically built for you. A remarkable  
union of man and beast only you can grasp,  
a decision only you can feel.*





*Powered by passion.  
Ignited by the heart.  
The Lexus GS F,  
set to redefine your driving experience.*





Discover the story of

LEXUS

GS F



# WITH POWER COMES INSPIRATION

## F Philosophy

The GS F's philosophy is rooted deeply in passion. From the performance to the design, the F philosophy was built with one vision in mind: to integrate elements of exceptional driving performance with aesthetic qualities.

This is apparent right from the start. The F philosophy comes from the well-known Fuji Speedway which is the birthplace and home test track of the Lexus F high-performance division located near the base of Mt. Fuji. Here, on the Nürburgring, and other challenging race tracks around the world, the Lexus GS F is tested and refined under

equal quality-controlled environments to maintain consistent quality and performance.

These procedures are also carried out on the Lexus F SPORT models. With such persistence, it is a testament of Lexus belief in upholding the standards of their unwavering advanced motorsports technologies while keeping their design integrity intact.

With an innate love and passion for driving, our engineers have intended to create a supersedan that not only serves as a force to be reckoned with on the road, but one that makes a bold statement through design and form.



# POWERED BY PASSION

---

## *GS F Concept*

---

Lexus has injected passion into design while retaining the fundamentals of a sports car at its core.

Providing comfort and pleasure into a premium sports sedan, the GS F puts emphasis on two elements of the driver's experience: power and driving experience.

The Lexus GS F, designed with the power of a sports car in mind and the chassis with outstanding rigidity, is equipped with a naturally aspirated 5.0 liter V8 engine that allows for excellent driving response and delivers an exhilarating performance.

The design of the Lexus GS F isn't just show-stopping either; it is truly captivating from the very first encounter. The wide stance, low profile and deeply contoured lines of its muscular form emanate an allure that fuses style and unbridled performance with a refined sense of fun. It is reinforced by meticulous attention paid to the crafting of details like the signature spindle grille, striking headlamps, and an interior that exudes the perfect balance of sportiness and sophistication.



# BORN WITH PASSION

Design

With an intense focus on design through passion, the engineers of the Lexus GS F have definitely created a car worthy of a premium sports sedan that doesn't settle on just sharp looks. Its innovative design exudes solidity while also holding to the form and strength of a commanding sedan.

From the front, sides, and the rear, each sculpted contour flows in continuous lines giving it that unique bold statement that can't be overlooked. The signature spindle grille with its iconic F-shaped motif creates that

seamless look together with the LED headlamps helping to catch the eye and the strong flare of the front fenders. The rear combination lamps also incorporate the L-shape motif emitting that confidence and power with each strobe of light. Through the selection of materials including carbon fiber and aluminum, the Lexus GS F integrates the iconic F essence in their design. Complementing the sleek exterior, the interior embeds a contemporary style that blends the love of sports driving with the elegance of a premium sports sedan.





The F spirit is evident in all corners of the car including the interior. Each element of the interface between car and driver has been honed to support outstanding control and response which ultimately provides an optimal driving experience. The exclusive F design is also subtly incorporated into the seats, meters, steering wheel and pedals. The high-back front sports seats and the 'integrated foaming' structure optimizes body support and helps maintain the driving performance of a sports car.

The ergonomic steering wheel design and the large paddle shifts aim to effectively switch from one gear level to another with ease and control.

Throughout the cabin, the choice of materials and colors accentuate the F SPORT feel and ambience with the three-color stitching on the steering wheel and the shift lever. Symbolizing the artistry and passion in the design, the signature F emblem is also embedded onto the steering wheel and the headrests. The overcoat and paint of the Lexus GS F also plays an integral part in highlighting its sportiness and unparalleled strength.

With the immense amount of attention to detail put in, your senses will definitely be ignited once you slip behind the wheel to experience the GS F first hand.





**Exterior**  
 Aggressive and eye-catching design  
 incorporated with elements of the  
 Lexus F



LED 3-eye projector-type headlamps



Lexus F badging on steering wheel



**Interior**  
 Exclusive F SPORT elements elevate  
 the sports driving experience



Distinctive L-shaped rear combination lamps



Thin Film Transistor (TFT) tachometer



Brake caliper with F badging



Quad exhaust diffuser



Sporty aluminum pedals



Shift knob with dimpled leather

# UNRIVALED POWER

## Performance

When it comes to the Lexus GS F's driving performance, the fundamentals of each function such as driving, turning and stopping are refined using the most advanced technologies.

This is apparent in the heart of the Lexus GS F, a 5.0 liter V8 engine which generates ample amount of power and energy for acceleration.

In order to cater for each driving experience, the smooth-shifting 8-speed Sport Direct Shift (SPDS) offers 8-speed manual shifting modes for an exhilarating sports driving experience, and the 8-speed automatic shifting mode allows you to enjoy a relaxing and smooth driving experience.

The Lexus GS F is also fully equipped with a

Torque Vectoring Differential (TVD) system which helps transmit torque and power between the wheels independently for a natural and controlled driving experience. This system is so advanced that it is also used in the most distinguished race circuits in the world.

To further enhance the driving experience, the Active Sound Control (ASC) adds an emotional resonance to the engine and exhaust note when you depress the accelerator.

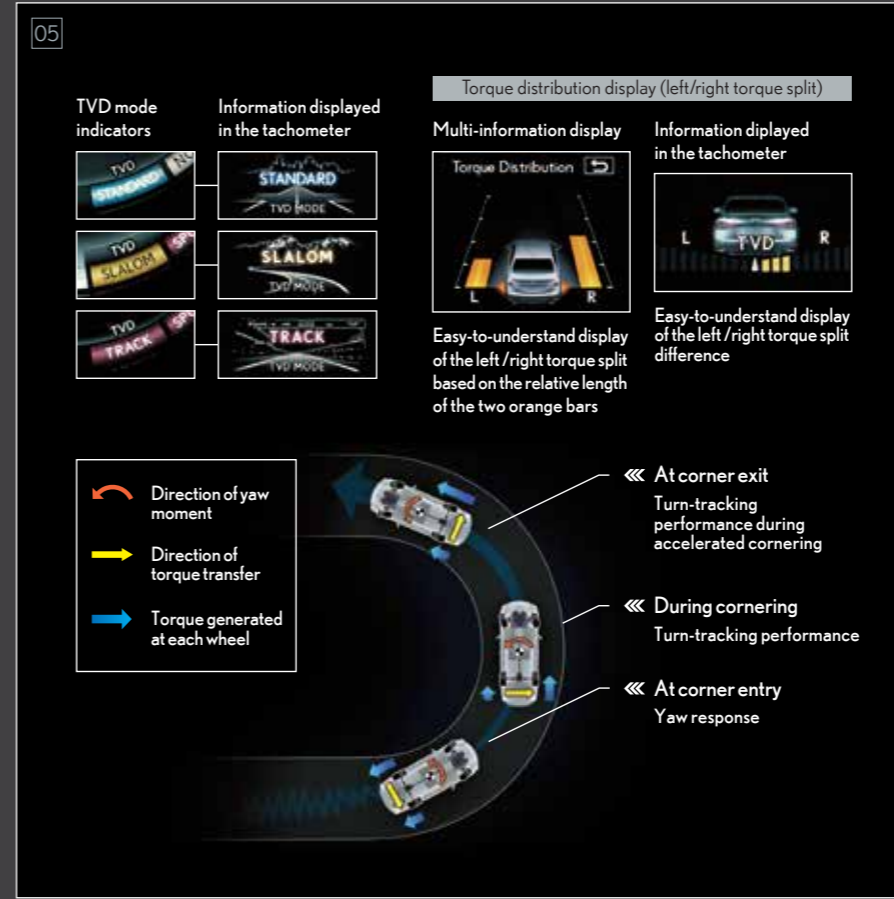

Unlike other sports sedans, the Lexus GS F is designed to deliver incredible power as well as an unprecedented driving experience.\*

*SPDS: Sport Direct Shift.*

*TVD: Torque Vectoring Differential.*

*ASC: Active Sound Control.*





**01 / 5.0-liter V8 Engine**

The powerful output and excellent response characteristics of the naturally aspirated 5.0-liter V8 engine generate a feeling of exhilaration and adrenaline each time you get behind the wheel. After assembly, each engine undergoes rotational balancing, helping to achieve a finish that further refines the characteristic smoothness and excellent response. It integrates advanced VVT-iE\*1 for outstanding fuel economy, power and responsiveness. The engine's D-4S\*1 Atkinson Cycle contribute to outstanding fuel efficiency when cruising at normal speeds.

**02 / Active Sound Control (ASC)**

ASC enriches the sounds of the Lexus F engine. In SPORT S+ Mode, it electronically synthesizes an exhilarating 3-dimensional sound to supplement the engine sound and exhaust note based on engine speed, and distributes it through front and rear speakers in the cabin. In SPORT S Mode, it outputs the exhaust note through the rear speaker.

**03 / Engine and Brake Cooling**

Brake cooling ducts integrated in the spindle grille are sandwiched by engine oil cooler on the left and transmission oil cooler on the right. Together with the large radiator grille, they help to simultaneously achieve excellent cooling performance and aerodynamic efficiency.

**04 / Vehicle Dynamics Integrated Management (VDIM) with Sports Mode**

The VDIM advanced vehicle dynamics management technology provides integrated control of the ABS, TRC, VSC, and EPS\*2 to help stabilize vehicle behavior in various driving conditions. The system enables selection between four modes to match the driving situation, from city streets to the race track: Normal, Sport, Expert, and TRC & VSC switched off. Normal Mode provides smooth driving with a high degree of active safety under normal driving conditions. Sport Mode switches the control of VSC and TRC to enhance confident sports driving enjoyment on the race track. Expert Mode gives pro-active slide control to sports drivers to help assist spin reduction maneuvers, contributing to aggressive sporty driving as though on a race track.

**05 / Torque Vectoring Differential (TVD)**

For confident driving with the Lexus GS F, even on the race track, it features an innovative TVD. The system efficiently distributes the appropriate amount of torque between the front and rear wheels to help control the vehicle's orientation while cornering. TVD has three driving modes to choose from to match the driving situation. 'Standard' realizes a refined balance in vehicle behavior between agility and stability while cornering. 'Slalom' emphasizes steering response, to realize the nimbleness of a small vehicle. 'Track' emphasizes consistent stable behavior during high-speed track driving, for accelerating out of corners with confidence.

**06 / Drive Mode Select**

Drive Mode Select provides integrated control of multiple systems to let you tune performance to suit your driving style. You can select and change between four modes: NORMAL, ECO, SPORT S, AND SPORT S+ Modes.

**07 / 8-speed Sport Direct Shift (SPDS)**

To boost driving pleasure, the advanced 8-speed SPDS has a dual nature: an 8-speed automatic shifting mode with smooth gear changes for agile driving, and an 8-speed manual shifting mode for all-out sports driving. In D position with SPORT S Mode, G AI\*3-SHIFT selects the optimum gear and downshift pattern in response to input from a G force sensor; in SPORT S+ Mode the downshifts are even quicker, for dynamic driving on the race track. In M position, it enables gear holding, as well as full lock-up shifting from 2nd through 8th gears.

\*1 VVT-iE: Variable Valve Timing-intelligent by Electric motor. D-4S: Direct injection 4 stroke gasoline engine Superior version.  
 \*2 ABS: Anti-lock Brake System. TRC: Traction Control System. VSC: Vehicle Stability Control. EPS: Electric Power Steering.  
 \*3 AI: Artificial Intelligence.



**08 / Body Structure**

A high rigidity body structure provides the foundation for the heart-pounding exhilaration and fun of F sports driving. Its outstanding rigidity is the product of innovative production technologies including laser screw welding, laser welding and body adhesives. The addition of front and rear body braces with extra brace coupling points on the front, together with extensive spot welding, further contributes to the highly responsive and stable handling, as well as the refined ride comfort.

**09 / Front and Rear Suspension**

The GS F is equipped with double wishbone front suspension and multi-link rear suspension optimized to deliver sports focused characteristics. Fine-tuning of components included the coil springs, stabilizer bars and bushings, and shock absorbers, are optimized for rigidity and layout. They were then rigorously tested under demanding conditions on race tracks around the world to ensure excellent steering response for agile, exhilarating and fun driving, together with outstanding ride comfort.



**10 / 19-inch Forged Aluminum Wheels**

The large 19-inch forged aluminum wheels fuse Lexus craftsmanship and elements of F with advanced weight-reduction technology. The sharp-looking spokes form a sophisticated layered design that is accentuated by the 3-dimensional finish.

**11 / Disc Brakes**

To provide the powerful braking performance and high fade resistance required to race on the track, the large ventilated disc brakes feature integrated monoblock aluminum calipers and high-friction brake pads. With 6 opposed pistons on the front and 4 opposed pistons on the rear, the aluminum calipers contribute to both light weight and rigidity. Slots in the discs help keep the brake pads clean, while spiral fins contribute to the excellent cooling performance. Symbolizing the high sports capabilities of the Lexus GS F experience, the calipers with F emblem come in orange.\*



**12 / Aerodynamics**

The outstanding aerodynamics and driving stability of the GS F are the product of a relentless focus on optimizing the aerodynamics. Careful attention was paid to honing details, including the brake cooling ducts, air outlets in the rear of the front fenders that vent air from the engine compartment, front spats and Carbon Fiber Reinforced Plastic (CFRP) rear spoiler. This attention to detail extends to the underbody with the positioning of aero stabilizing fins on various parts of the body, the engine and under covers; all have been optimized to create a smooth airflow underbody.

**13 / Carbon Fiber Reinforced Plastic (CFRP) Rear Spoiler**

The stylish rear spoiler fuses form with function, generating downforce that contributes to the excellent aerodynamics, while expressing the premium feeling of a Lexus F sports sedan in the distinctive use of CFRP.

\* The brake system is designed for high loads. Therefore, certain speeds, braking forces, and ambient conditions such as temperature and humidity may cause brake noise.

# ACCELERATING DESIRE

---

## *Features*

---

As you sit in the cockpit of the GS F, you will be mesmerized by the details and attention Lexus has placed in this sports sedan. Each element directly linked to the driver's experience has been beautifully conceived and crafted to set the standards of a luxury sports car. From the eye-catching L-shaped design of the LED headlamps to the emotionally charged sounding quad-exhaust pipe, this one of a kind vehicle brings sophistication to another level.

Though it is a sports car at heart, the Lexus GS F understands that natural instinct for comfort and convenience. By integrating the Remote Touch Interface (RTI), this intuitive system control allows ease in audio, navigation, and air conditioning control. Even more so, the well-thought-out spacious luggage compartment allows for the ultimate accessibility whether its for your travel adventures or your daily activities.

The Lexus GS F is that perfect companion fit for any occasion and your every move.





**01 / Meters**

The F driving experience is communicated by the large central color Thin Film Transistor (TFT) tachometer, enclosed in a large-diameter ring machined from aluminum with a stainless steel finish that gives a deep metal luster. The design of the tachometer and the content it displays changes with the drive mode selected, enhancing visibility and usability. The position of the information, and the size of fonts and indicators displayed were all precisely adjusted to provide quick confirmation of vehicle performance at a glance.

**02 / NORMAL Mode**

In NORMAL Mode, the coloured TFT tachometer features large speed and shift selection displays in the center. The tachometer occupies 270 degrees of the dial, providing a wide scale that enhances visibility at all rpms.

**03 / ECO Mode**

The exclusive ECO Mode indicator encourages eco-friendly driving with a dynamic display of eco-driving status. The more aggressive the acceleration is, the less the blue indicator is displayed.

**04 / SPORT S Mode**

As quick shifting is at the heart of sports driving, the larger shift selection display in the center is set above the speed display. A 3-stage rev indicator changes from yellow to orange to red to visually communicate shift timing to the driver.

**05 / SPORT S+ Mode**

The meter switches to a bold simple design suited to race track action, with bar-style tachometer for heightened visibility. The shift selection, speed, water and oil temperature displays have been arranged in the center. The rev indicator is shown on both sides of the shift selection display.

**06 / Remote Touch Interface**

Simple operation that includes enter switches integrated on both sides and a back switch lets users interact intuitively with the navigation and audio systems on the 12.3-inch EMV display, for easy control of the systems.

**07 / Rear Seats**

F DNA imbues the rear seats with premium sports quality and outstanding comfort. Taking design cues from the front seats, the distinctive sewing pattern and stitching provide firm body support, and the exclusive headrests integrate an F emblem.

**08 / Aluminum pedals**

The slit pattern of the aluminum pedals contributes to excellent functionality during pedal operation. It helps to prevent foot slippage while supporting smooth and secure movement, contributing to the feeling of sports driving control.

**09 / Color Head-Up Display**

The large Color Head-Up Display projects a range of frequently checked driving information and warnings on the lower windshield glass in the driver's line of sight, requiring only a glance to see it. In addition, two exclusive F SPORT Mode displays show either the tachometer and shift range or the shift range and rev indicator.

**10 / Luggage Space**

Befitting a premium sports sedan, the ample trunk space easily accommodates 9.5-inch golf bags and sports bags. A trunk-through also enables the carrying of longer items. The wide-opening trunk lid ensures easy loading and unloading. The power trunk lid can be opened using a switch on the Electronic Key or in the instrument panel.

# FOR THE LOVE OF PROTECTION

---

## *Safety*

---

At Lexus, we consider safety to be an integral part to the foundation of all our cars, especially in a premium sports sedan such as the Lexus GS F.

We have dedicated intensive research and advanced approaches that aim to support safe and confident driving.

This dedicated approach to safety is apparent in our safety system, integrating Blind Spot Monitor System, Rear Cross Traffic Alert (RCTA) and Drive-start Control to achieve a level of safety appropriate for a premium sports sedan.

In the event of a collision, optimal protection is integrated into the core of the GS F, with a high rigidity body structure.

The front, side and rear structures are designed to help disperse the crash energy helping to reduce the extent of distortion of the cabin.

More so, the cabin is equipped with ten Supplemental Restraint System (SRS) airbags which help to reduce the impact to occupants in a collision.



**SAFETY**


**01 / Blind Spot Monitor System**

When the quasi-millimeter-wave radars in the rear bumper detect vehicles in adjacent lanes that aren't visible in the door mirrors, an LED warning indicator will be activated and show up on the relevant door mirror.



**02 / Rear Cross Traffic Alert (RCTA)**

To assist safe reversing, RCTA uses quasi-millimeter-wave radars in the rear bumper to detect approaching vehicles in difficult-to-see areas from behind. When an approaching vehicle is detected, RCTA alerts the driver with a buzzer and an LED indicator on the relevant door mirror.



**03 / Drive-start Control**

If an abnormal shift change from R to D, D to R, N to R, P to D, or P to R range is detected while accelerating, a warning is displayed in the multi-information display and power output is reduced to limit acceleration, helping to avoid a collision.



**04 / Auto Location-Tire Pressure Warning System (AL-TPWS)**

AL-TPWS contributes to tire life and fuel efficiency by displaying the pressure of each tire in the multi-information display. When low tire pressure is detected, the display shows the air pressure value of the affected tire in amber, together with an in-meter warning lamp.\*1

**05 / SRS Airbags**

The GS F features dual-stage SRS airbags (Front seats), SRS knee airbags (Front seats), SRS side airbags (Front and outboard rear seats), and SRS curtain shield airbags (Front and rear door windows).\*2

\*1 Radio waves may affect electric medical devices. Individuals with cardiac pacemaker implants should keep their pacemaker from coming close to the system's antennas. The transmission of radio waves can be disabled. Please inquire at your local dealer for details.

\*2 The SRS airbags are supplemental devices to be used with the seatbelts. The driver and all passengers in the vehicle must wear their seatbelts properly at all times. Never install a rear-facing CRS (Child Restraint System) on the front passenger's seat. For a forward-facing CRS, it is recommended you use it in the rear seats. Please do not use accessories for the seats which cover the parts where the SRS side airbags should inflate. Such accessories may prevent the SRS side airbags from activating correctly, causing serious injury (Lexus genuine seat covers are specifically designed for models equipped with the SRS side airbags. To find out about availability in your area, please inquire at your local dealer). The photo shows all the SRS airbags activated for display purposes only (the SRS side and curtain shield airbags only inflate on the side of the collision in an actual accident). For details on these and other important safety features, be sure to read the Owner's Manual carefully.



EXTERIOR & INTERIOR

Colors

*Projecting a powerful sporting presence, the highly distinctive exterior colors express the F lineage. In the cabin, the bold accent colors inject eye-catching F style into the sporty black-based interior.*



White Nova Glass Flake <083>



Dark Gray Mica <1G0>



Graphite Black Glass Flake <223>



Red Mica Crystal Shine <3R1>



Sonic Silver <1J2>



Sonic Titanium <1J7>



Lava Orange Crystal Shine <4W7>



Heat Blue Contrast Layering <8X1>



19-inch aluminum wheels (Buffed)

INTERIOR COLORS

SEMI - ANILINE LEATHER



Moon Stone



Flare Red




Black


EXTERIOR COLOR	CODE	GSF
White Nova Glass Flake	083	•
Dark Gray Mica	1G0	•
Sonic Silver	1J2	•
Sonic Titanium	1J7	•
Graphite Black Glass Flake	223	•
Red Mica Crystal Shine	3R1	•
Lava Orange Crystal Shine	4W7	•
Heat Blue Contrast Layering	8X1	•

INTERIOR COLORS

SEMI - ANILINE LEATHER



Moon Stone



Flare Red



Black

TRIM



Carbon

MATERIAL	CODE	GSF
Leather Type	-	Semi-aniline Leather

INTERIOR	TRIM COLOR	
Moon Stone	Carbon	•
Flare Red	Carbon	•
Black	Carbon	•



---

LEXUS

*Takumi*

*The Lexus pursuit of perfection finds  
its finest expression in the  
master craftsmanship of the Takumi.*

---



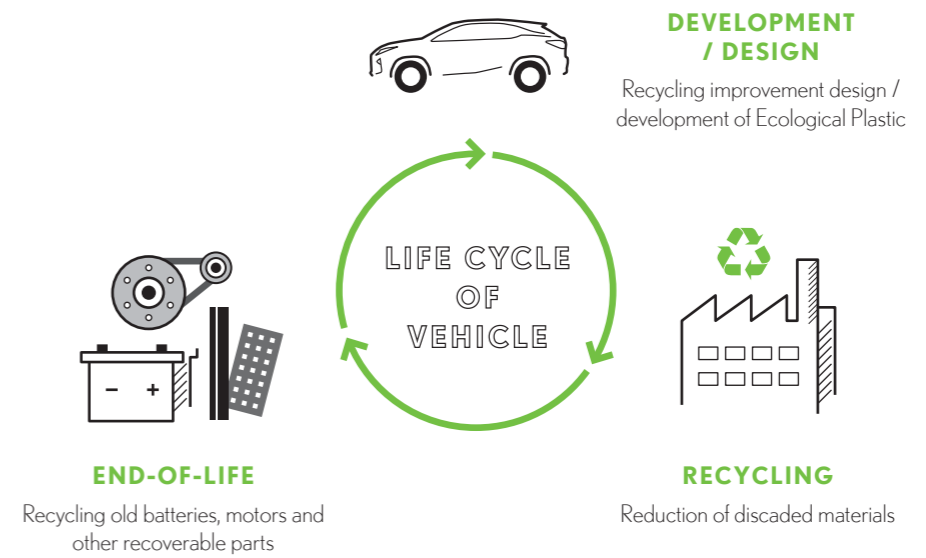
Every Lexus is based on an uncompromising approach to creating premium automobiles. Inspired by our 'Yet' philosophy, we seek innovation in every facet of engineering through a sophisticated fusion of seemingly incompatible ideas such as 'high performance yet high fuel efficiency'. In addition, unique Lexus styling is born of our L-finesse design language, a fine balance of 'Leading-edge' and 'finesse', which ensures every Lexus is not only captivating and luxurious, but also highly refined. Finally, every new Lexus model is also measured against a set of internal standards covering design, performance, specifications and equipment, to ensure it is distinctive and worthy of the Lexus emblem.

This pursuit of perfection is evident at every stage of the manufacturing process. Every Lexus vehicle is created with a masterful skill and attention to detail inspired by both traditional artisanship and state-of-the-art engineering. For example, at the Tahara plant in Japan, precision components made using leading-edge digital technology are assembled and finished by master craftsmen called Takumi, whose technical expertise and sure senses are honed by decades of rigorous experience.



LEXUS  
Environment

*Our commitment to the environment  
is embedded into all our  
activities and vehicles.*



At Lexus, sustainability is an enormous challenge that we gladly accept. We are committed to finding better, more efficient ways to contribute to a healthier planet, leading the industry in better business practices. Our focus on the environment drove our development and global leadership of hybrid luxury vehicles, and the knowledge we have gained is applied in all of our vehicles. Our commitment to recovering, recycling and re-using permeates the entire company. To reduce waste to a minimum, we carefully recycle various materials in our offices, factories, and sales facilities, reducing CO<sub>2</sub> levels beyond our achievements on the road.

Specific initiatives to enhance the environment include integrating a keen environment-friendly focus on the entire life cycle of each vehicle, from design and production, through to the recycling of vehicles at the end-of-life. To reduce CO<sub>2</sub> emissions, at the design stage we specify extensive use of plant-derived plastics for components, instead of petroleum-derived plastics. During production, we make repeated use of reusable items, work hard to efficiently use resources to minimize waste, and recycle any waste produced.

## SPECIFICATIONS

ENGINE		GS F
Type		5.0L V8 Engine
Variable Valve Timing		Dual VVT-iE
Displacement	cc	4,969
Bore & Stroke		94.0 x 89.5
Compression Ratio		12.3:1
Max. Power	hp / rpm	470 / 7,100
Max. Torque	Nm / rpm	530 / 4,800 - 5,600
Acceleration 0-100km/h	secs	4.6
Top Speed	km / h	270
Fuel Type		Petrol RON 97 or higher

CHASSIS		
Transmission		8-speed Sport Direct Shift A/T
Drive Mode Select		ECO, NORMAL, SPORT (S) & SPORT+ (S+)
Sound Generator		With (Active Sound Control)
Suspension	Front	Double Wishbone (F Suspension)
	Rear	Multi-link (F Suspension)
Brakes	Front	Ventilated (Brembo with Orange Color Calipers)
	Rear	Ventilated (Brembo with Orange Color Calipers)
Stabilizer Bar	Front	With
	Rear	With
Steering Gear Type		Rack & Pinion
Power Steering Type		EPS
Tires	Front	255 / 35 R 19
	Rear	275 / 35 R 19
Spare Tire		Temporary Tire (225 / 40 R 19)

DIMENSIONS & WEIGHT			
Overall	Length	mm	4,915
	Width	mm	1,845
	Height	mm	1,440
	Wheelbase	mm	2,850
Tread	Front		1,555
	Rear		1,560
Curb Weight	kg		1,865
Gross Vehicle Weight	kg		2,320
Fuel Tank Capacity	Liter		66
Boot Capacity	Liter		413
Min. Turning Radius	m		5.6

EXTERIOR		
Headlamps	Type	Triple L-shaped LED (with Washer)
	Auto Leveling	With
	Daytime Running Lights (DRL)	With (LED)
Rear Combination Lamps		LED
Rear Spoiler		With (Carbon Fiber)
Wipers	Rain Sensor	With
	Intermittent Wiper	With
Wing Mirrors		Auto Adjustable & Retractable with EC, Heater, Memory & BSM
Moonroof		With
Power Trunk Lid		With
Smart Entry & Start System		With (additional Smart Card Key)

INTERIOR		
Finishing		Leather & Carbon Fiber
Steering	Type	F Design
	Adjustment	Power Tilt & Telescopic
	Multi-function Switch	With
	Shift Paddles	With
Meter Combination Illumination		Optitron (with F Design)
Illumination Entry System		With
Multi Information Display (MID)		4.2-inch (Full Color)

INTERIOR		GS F	
Head Up Display (HUD)		With (Full Color)	
Electronic Multi-Vision (EMV)		12.3" Screen	
Navigation System		With	
Remote Touch Controller		With	
Bluetooth Interface		With	
Cruise Control		With	
Air Conditioner		Auto, Dual-zone	
Inside Rear View Mirror		With (Electro Chromic)	
Sun Visor	Driver & Front Passenger	With Vanity Mirror & Lamp	
Sunshade	Rear Window	With (Power)	
	Rear Door Window	Manual	
Parking Brake		Electric Parking Brake	
Power Window	Driver	With (Auto Up & Down)	
	Front Passenger	With (Auto Up & Down)	
	Rear	With (Auto Up & Down)	
Carpet Mat		With	
Audio System		Mark Levinson 17-speaker, AM/FM Tuner, In-dash CD/DVD, MP3, WMA, AUX, USB Input	
External Auxiliary AUX/USB Jack		With	
Seat	Material	Semi-aniline	
	Power Adjustment	10-way (Driver) 8-way (Front Passenger)	
	Front	Seats	F Design (Sports Type)
		Slide	With (2-way)
		Recline	With (2-way)
		Vertical Adjuster	With (4-way)
		Driver Lumbar Support	With (2-way)
		Ventilation	With
		Memory Function	Driver only
		Back Pocket	Driver & Passenger
		Easy-access Power System	With (Driver only)
		Rear	Rear Headrest
Armrest			With
Brake Pedal		F Design (Aluminum Type)	
Shift Lever / Knob		Leather with F Design	
Storage	Glove Compartment	With	
	Coin Pocket	With	
	Cup Holders	With	

SAFETY		
<b>Active</b>		
Vehicle Dynamics Integrated Management (VDIM)		With (Sport VDIM)
Anti-lock Braking System (ABS)		With
Brake Assist (BA)		With
Vehicle Stability Control System (VSC)		With
Active Traction Control (TRC)		With (Torque Vectoring Differential)
Electronic Brake-force Distribution (EBD)		With
Hill Start Assist		With
Brake Hold		With
Park Assist Sensor		With Front & Rear
Reverse Camera		With
Tire Pressure Warning System		With (Auto Location)
Blind Spot Monitor (BSM)		With
Rear Cross Traffic Alert (RCTA)		With
<b>Passive</b>		
SRS Airbags		10 (with Knee Airbags)
Side Door Impact Beam		With
Whiplash Injury Lessening (WIL) Front Seats		With
Seatbelts	Type	Pretensioners with Force Limiters
	Driver	3-point ELR
	Front Passenger	3-point ELR
	Rear	3-point ELR

## SPECIFICATIONS

<b>SAFETY</b>		G S F
<b>Passive</b>		
Height Adjustable Seatbelt Anchor		With
ISOFIX Child Seat Tethers		With
Impact Absorbing Structure For Pedestrians		With
<b>SECURITY</b>		
Alarm System		Siren with Internal Battery and Intrusion Sensor



- Addition of extra features may change figures in this chart.  
 - Toyota Motor Corporation reserves the right to alter any details of specifications and equipment without notice.  
 Details of specifications and equipment are also subject to change to suit local conditions and requirements.  
 Please inquire at your local dealer for details of any such changes that might be required for your area.  
 Note: Vehicles pictured and specifications detailed in this catalog may vary from models and equipment available in your area.  
 - Vehicle body color might differ slightly from the printed photos in this catalog.



# OWNING A LEXUS IS A JOURNEY IN ITSELF, ONE THAT IS JUDGED NOT BY MILEAGE BUT BY THE COUNTLESS PRICELESS MOMENTS.

BEGIN YOUR JOURNEY THE RIGHT WAY WITH QUALITY SERVICES DESIGNED TO ENHANCE YOUR LEXUS EXPERIENCE.



LEXUS believes that perfection lies in the details. When you purchase a LEXUS, you will experience service like no other. LEXUS CAPITAL offers you flexible financial services that enable you to be in full control of your finances, as always. Applying for financing can be handled quickly and conveniently at all LEXUS showrooms.



LEXUS ASSIST is a 24-hour roadside assistance service provided by LEXUS. You're assured of reliable assistance via this exclusive program aimed at creating a hassle-free driving experience.



LEXUS INSURANCE is a comprehensive motor insurance packaged by LEXUS to provide LEXUS owners with tailored insurance coverage for damages to the owner's vehicle as well as any liabilities incurred by the third party.



LEXUS ACCESS is a comprehensive vehicle leasing program designed to bring you even closer to driving a LEXUS. Complementing our Flexi Plan and Islamic Financing Plan, LEXUS ACCESS offers you yet another option to experience the perfection embodied by a LEXUS.



Note:  
 • LEXUS MALAYSIA, a division of UMW Toyota Motor Sdn. Bhd. reserves the right to alter any details of specifications and equipment without notice. Details of specifications and equipment are also subject to change to suit local condition and requirements.  
 • Vehicle, equipment and specifications pictured in this catalog may vary from models available locally.  
 • Vehicle body and accessory colors might differ slightly from the printed photos in the leaflet.  
 • 5 years warranty from the date of first registration with unlimited mileage. Terms and conditions apply.

**LEXUS MUTIARA DAMANSARA**, No. 6, Jalan PJU 7/2, Mutiara Damansara, 47800 Petaling Jaya, Selangor. 03 - 7710 5655  
**LEXUS KUALA LUMPUR**, Lot G-02, G-03 & G-03A, Ground Floor, Life Centre, 20 Jalan Sultan Ismail, 50250 Kuala Lumpur. 03 - 2164 5800  
**LEXUS SUNGAI BESI**, No.314, Jalan Sungai Besi, 57100 Kuala Lumpur. 03 - 9222 2268  
**LEXUS PENANG**, No. 26, Jalan Sultan Ahmad Shah, 10050 Pulau Pinang. 04 - 250 3888  
**LEXUS IPOH**, No. 91, Jalan Tunku Abdul Rahman, (Jalan Kuala Kangsar), 30010, Ipoh, Perak. 05 - 506 6688  
**LEXUS MELAKA**, No. 2A, Jalan Autocity 6, Persiaran Autocity, 75450 Ayer Keroh, Melaka. 06 - 233 0088  
**LEXUS JOHOR**, No. 77, Jalan Geroda 1, Off Jalan Cenderawasih, Larkin, 80350 Johor Bahru, Johor. 07 - 233 7777  
**LEXUS KUCHING**, Lot 12648, Block 16 KCLD, Jalan Datuk Tawi Sli, 93250 Kuching, Sarawak. 082 - 466 199  
 Toll Free Line: **1-800-88-53987**. (Monday - Friday, 8.00am - 5.30pm) | [lexus.com.my](http://lexus.com.my)