



ES

ES 250 / ES 300h



INTRODUCING THE ES

CONTENTS

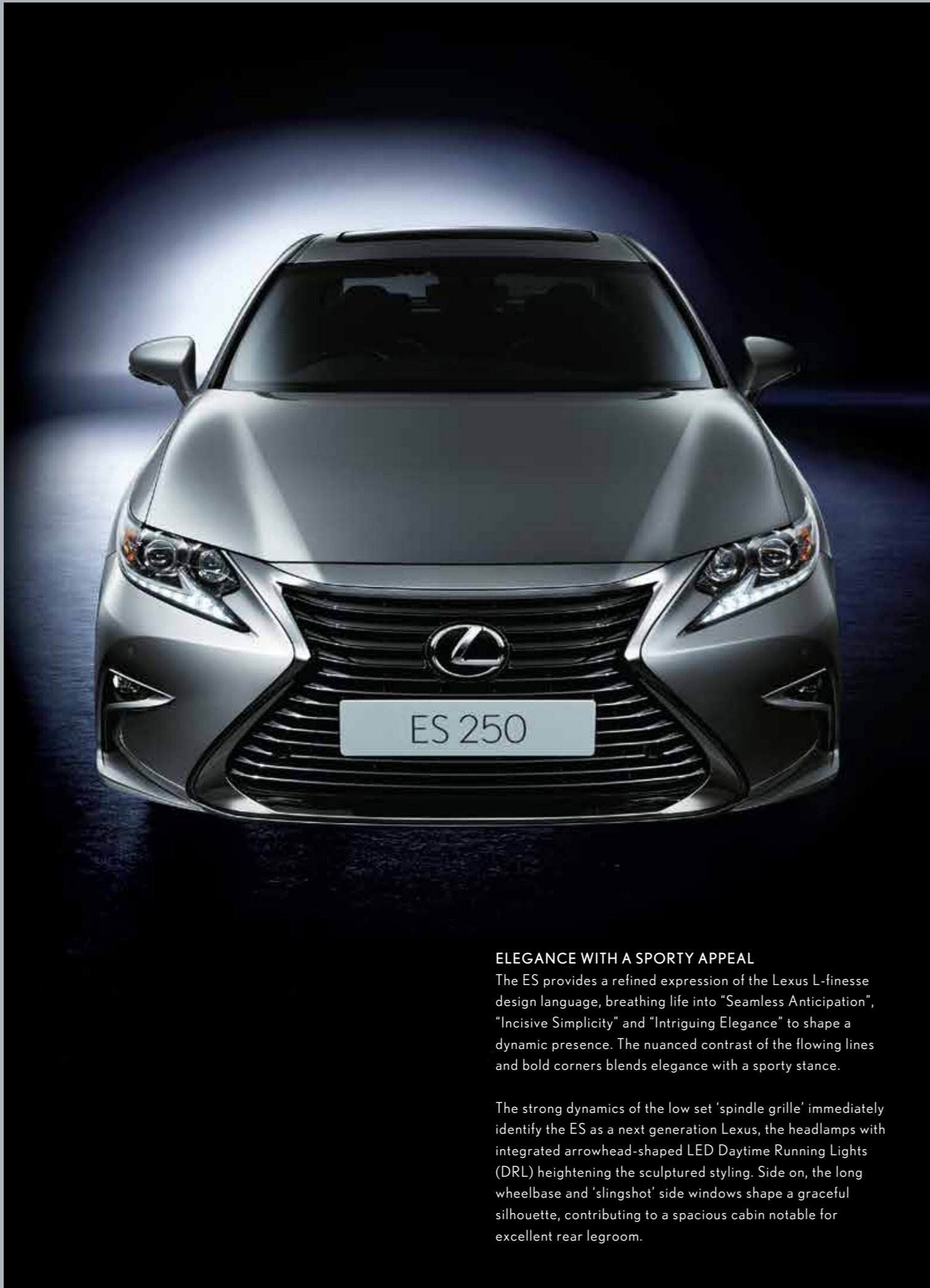
ES	»» P02 - P03
ES CONCEPT	»» P04 - P05
DESIGN	»» P06 - P17
PERFORMANCE	»» P18 - P21
FEATURES	»» P22 - P27
SAFETY	»» P28 - P29
HYBRID	»» P30 - P33
SPECIFICATIONS	»» P34 - P38

FRESH APPROACH TO LUXURY

The ES embodies a generational change, embracing contemporary values that view individual mobility and luxury as important contributors to quality of life. It expresses these values in the compelling attraction of elegant lines that project a bold and exciting presence. Intelligent packaging creates a spacious cabin with a refreshing sense of openness.

Its relaxing comfort, user-focused advanced technologies and refined detailing make every drive a joy, to be anticipated and reveled in. Careful attention to aerodynamics and weight reduction contribute to the excellent fuel efficiency, as well as the beautifully quiet ride.





ELEGANCE WITH A SPORTY APPEAL

The ES provides a refined expression of the Lexus L-finesse design language, breathing life into "Seamless Anticipation", "Incisive Simplicity" and "Intriguing Elegance" to shape a dynamic presence. The nuanced contrast of the flowing lines and bold corners blends elegance with a sporty stance.

The strong dynamics of the low set 'spindle grille' immediately identify the ES as a next generation Lexus, the headlamps with integrated arrowhead-shaped LED Daytime Running Lights (DRL) heightening the sculptured styling. Side on, the long wheelbase and 'slingshot' side windows shape a graceful silhouette, contributing to a spacious cabin notable for excellent rear legroom.

SEE WHERE SUCCESS TAKES YOU

ES Concept

What happens after you've accomplished goals you'd set for yourself? Where do you go from there? Will you just kick back your feet and relax? Or will you buckle up and get ready to conquer more?

The insatiable appetite for success is what drives you. It's what propels you to do greater deeds. Feats that surpass your own expectations.

And in that never-ending quest to excel in your goals, you'll want to be bold in your pursuits and determined in your approach.

When we first designed the Lexus ES, we didn't just build a car. We engineered this resolve in every part of its being. We crafted a machine tuned to your ambitions.

So step into the new Lexus ES and discover what lies beyond.

THE LOOK OF SUCCESS

Design

A graceful luxury sedan with a striking profile, the Lexus ES is a refined expression of Lexus design language; aimed to induce intrigue the first moment you see it, then to indulge in unparalleled comfort once you take the wheel.

From the shapely contours, to its signature spindle grille, the ES boasts a body that blends elegance with a bold stance. Coupled with a long wheelbase, it shapes the ES with a smooth silhouette that heightens its flawless appeal.

Luxury is also seen in its eye-catching LED headlamps with integrated arrowhead-shaped LED Daytime Running Lights (DRL).

The ES's eye for detail and uncompromising take on quality extends to the interior as well. The seats are crafted with exquisitely stitched leather to suit your discerning taste. Customisable color schemes have also been introduced to give the cabin a touch of luxe, conveying a refined look of success.

THE DRIVE OF YOUR LIFE

Fresh balance:

*Excitement and satisfaction go hand-in-hand,
the exhilarating feeling of power enhanced by
the smooth flow through the wind.*



*Compelling attraction:
A sight that instantly draws your eye,
continually revealing intriguing facets of beauty and form,
causes you to pause and linger.*







*Personal space:
In a world of your own where your body
truly relaxes and your senses are stimulated,
satisfaction is pure and simple.*



*A sense of well-being:
As you relax the warm feeling that all is right in your world grows,
a mood heightened by the harmonies of your favorite music.*



*Enriching experience:
The more time you spend together,
the deeper the understanding
and enjoyment of subtle pleasures grow.*

TAKE CONTROL

Performance

An elegantly crafted masterpiece, the ES is capable of hitting the road with speed, yet retaining its smooth, alluring drive.

The stability of the ES is inspired by its high-tensile steel body structure. Coupled with optimized MacPherson strut suspension, it allows drivers to engage in agile lane

changing, with the confidence to drive effortlessly across various terrains.

With a 2.5-liter engine for its beating heart, the Lexus ES delivers a perfect balance of performance and fuel efficiency. Along with its aerodynamic chassis, it provides a quiet and comforting ride, every time you drive.





03 / Front suspension
The MacPherson strut front suspension contributes to the excellent ride comfort and handling stability. The coil springs, stabilizers and shock absorbers were optimized to help realize excellent straight-line stability, for confident driving on various terrains.



04 / Rear suspension
The excellent handling stability and ride comfort are the product of optimizing the geometry and layout of the dual-link strut rear suspension. Close attention paid to reducing the weight of each component further contributes to both handling stability and excellent fuel efficiency.



05 / 2.5-liter 4-cylinder Engine
Compact and lightweight, the ES 250's engine realizes high performance, superb fuel efficiency, low emissions and outstanding quietness. Advanced technologies such as Acoustic Control Induction System (ACIS) and Dual VVT-i enhance torque and fuel economy across the entire driving range.

PERFORMANCE



01 / Chassis
The highly-rigid body structure of the ES enhances the basics of dynamic performance, including excellent straight-line stability, agile lane changing and ride comfort. Extensive use of high-tensile steel helps to optimize strength while keeping weight to a minimum. The high integrity cabin with front and rear crumple zones also contributes to occupant protection.



02 / Drive Mode Selector
You can tune the performance of the ES to suit your driving mood. Selecting Eco Mode changes the throttle control and air conditioning characteristics, helping to reduce emissions and fuel consumption. Sport Mode adjusts the throttle control and Electric Power Steering (EPS) to give a more responsive and direct driving feel. Normal Mode optimally balances Eco Mode and Sport Mode attributes for everyday driving.



06 / Aerodynamics
The ES's superb aerodynamics contribute to its fuel-efficient performance and quiet comfort of its cabin, even in high-speed driving. Careful attention paid to reduce drag includes underbody covers, aero stabilizing fins on the front doorframe covers, rear combination lamps and underbody covers.

UNCOMPROMISING INDULGENCE

Features

The Lexus ES embodies a fresh approach to luxury and mobility, while flaunting zero compromise on its functionality.

The ES puts your comfort first. Its spacious cabin provides excellent legroom, providing you all the personal space you need. Ambient illumination and thoughtful lighting give a subtle sense of Lexus hospitality. Together with the ease of switching between drive

modes, it all feeds into a luxurious, seamless driving experience.

The interior of the ES isn't just great form, but packed with functions as well. Such is seen in the integration of advanced user-focused technologies, from the intuitive navigation system to the instinctive Remote Touch features, all converging to create a car that expresses both grace and functionality.

EXTERIOR FEATURES



01 / LED headlamps

The energy-efficient, two-eye LED low and high beam headlamps produce a high quantity of light for excellent visibility at night. The distinctive Lexus arrowhead-shaped LED Daytime Running Lights (DRL) contributes to its eye-catching looks. (Applicable for ES 250 Luxury & ES 300h only)



02 / Active brake lamps

Symbolizing Lexus, the LED rear combination lamps illuminate in an L-shape array. When braking in an emergency, the active brake lamps, including the LED high-mount stop lamp, pulse rapidly to provide an effective warning to following vehicles.



03 / Power trunk lid

The ample trunk can accommodate 4 golf bags. It is also available with a power trunk lid that opens the trunk automatically using the Electronic Key or with the switch on the instrument panel. It then closes using the switch at the bottom of the trunk lid.* (Applicable for ES 250 Luxury & ES 300h only)

* The mechanical key is built into the Electronic Key.
Electronic Key Caution:
Radio waves may affect electric medical devices. Individuals with cardiac pacemaker implants should keep their pacemaker from coming close to the Smart Entry & Start System antennas.
The transmission of radio waves can be disabled. Please inquire at your local dealer for details.



04 / 17-inch aluminum wheels

The 10 twin-spoke design of these aluminum wheels has a layered construction that conveys a sense of elegance. (Applicable for ES 250 Premium only)



05 / 17-inch aluminum wheels

The Lexus attention to detail is evident in the craftsmanship, which combines a cut finish with dark gray metallic to project a feeling of lightness. (Applicable for ES 250 Luxury only)



06 / 17-inch aluminum wheels

The refined design of these wheels brings out a sense of grandeur to ensure you'll be miles ahead of the competition. (Applicable for ES 300h only)

INTERIOR FEATURES

01 / Rear seat space

The extended wheelbase contributes to the spacious cabin. It is especially noticeable in the rear seats where the shaping of the slim front-seatbacks and the backward set of the hip point of the rear seats further contribute to the excellent legroom. Thoughtful LED illumination in the foot areas contributes to easy getting in and out at night.



03 / Manual rear door window sunshades

Manual sunshades for the rear door windows and quarter windows provide shade for comfort and privacy in the rear seats. (Applicable for ES 250 Luxury & ES 300h only)



04 / Power rear window sunshade

Power controls for this convenient sunshade make it easy to provide shade and privacy in the rear seats. For a clear field of view while reversing, it automatically retracts when reverse gear is engaged.



05 / Power front seats

The front seats have 10-way power adjustments to let individuals with a wide range of physiques tailor the optimum position of comfort and support. Adjustments include slide, tilt, lifter, recline and lumbar support. The driver's seat also features adjustable seat cushion length. (Applicable for ES 250 Luxury & ES 300h only)



02 / 3-zone air conditioning

The powerful energy-efficient air conditioning system provides 3-zone independent control of the temperature in the driver's seat, front passenger's seat and rear seats. A control panel for rear seat passengers is conveniently located in the rear center armrest.



06 / Front Passenger Shoulder Switch

Switches are conveniently located so that rear passengers and the driver can easily adjust the front passenger seat by sliding it forward for more rear legroom comfort. (Applicable for ES 250 Luxury & ES 300h only)



07 / LED analog clock

A stylish focal point of the instrument panel is this elegant LED analog clock that encapsulates Lexus simplicity, functionality and precision. At night, the self-illuminating dial plate ensures excellent legibility.



08 / Wood steering wheel

A refined example of Lexus luxury is the wood and leather steering wheel. Available in Bird's-eye Maple wood, the steering wheel is created with the same careful attention to detail by experienced craftspeople to complement the elegant interior design.



09 / LED ambient illumination

Subtle Lexus hospitality is seen in the elegant and functional design of the instrument panel along with its real stitching detail. The use of LED ambient illumination to indirectly light the lower instrument panel and front and rear door trim creates a feeling at night of being gently enveloped. The brightness can also be adjusted to suit your preference. (Applicable for ES 250 Luxury & ES 300h only)



10 / Optitron meters

The easy-to-read Optitron meters provide critical driving information at a glance. An Eco Driving Indicator informs the driver when accelerator operation is considerate to the environment. In Eco and Normal Modes, the instrumentation turns a tranquil blue. Switching to Sport Mode illuminates the instrumentation in a vibrant red.



11 / Multi-information Display

Positioned in the center of the meter cluster, the 4.2-inch color Thin Film Transistor (TFT) multi-information display provides a wide range of vehicle information, data and warnings.



12 / Remote Touch

The ES's user-focused approach to advanced technology is evident in the simple touch control of the Remote Touch, which lets users interact intuitively with the navigation and audio systems on the 8-inch EMV (Electro Multi Vision) display with the same ease of use as a computer mouse. (Applicable for ES 250 Luxury & ES 300h only)



13 / Steering wheel controls

The ergonomically designed steering wheel has built-in switches so the driver can control a variety of vehicle systems, including the audio system and multi-information display, while keeping both hands on the steering wheel.



14 / Lexus Navigation System

With crisp, clear graphics and an array of mapping options, the navigation is intuitive to use, reacting swiftly to user input. Road maps can be updated using a microSD or microSDHC card. (Applicable for ES 250 Luxury & ES 300h only).^{*1}



15 / Mark Levinson Audio

The Mark Levinson Premium Surround Sound System features a 12-channel amplifier driving 15 speakers, and a 51-channel surround system that creates a rich three-dimensional sound experience. The system utilizes GreenEdge technology to significantly reduce energy consumption. (Applicable for ES 300h only)



16 / Parking Assist Monitor

It supports smooth reversing operations when reverse parking, showing the rear view taken by a camera integrated into the rear of the vehicle, together with guidelines on the EMV display.^{*2}

^{*1} For safety reasons, some functions are disabled while the vehicle is in motion.

^{*2} The area the camera can show is limited. To help ensure safety, be sure to visually check your surroundings before you proceed.

A SENSE OF SECURITY

Safety

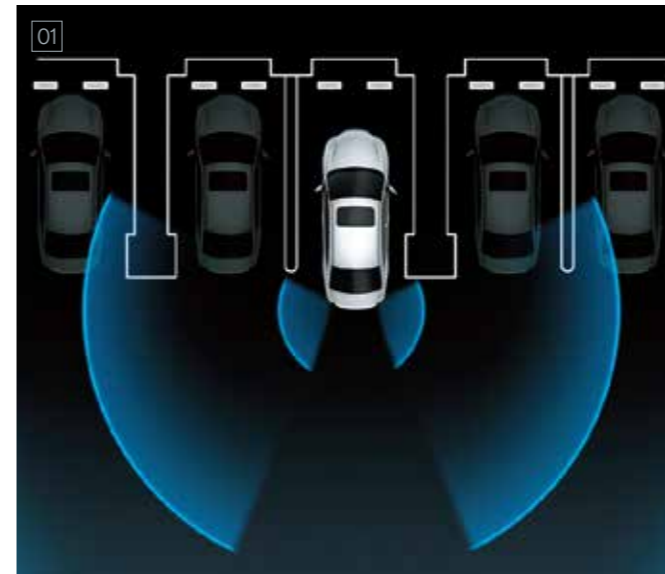
Designed to ensure your safety and that of your passengers, the Lexus ES adopts leading edge technologies to actively avoid and prevent accidents.

Safety is found in the Blind Spot Monitor (BSM) and Rear Cross Traffic Alert (RCTA), all of which enhance driver awareness and actively prevent accidents.

It is also found in the ten airbags and Supplemental Restraint System (SRS), which is designed to help reduce the impact to occupants during a collision.

So whenever you drive a Lexus ES, you know you'll have that absolute peace of mind.

SAFETY



01 / Rear Cross Traffic Alert (RCTA)

To assist safe reversing, RCTA uses quasi-millimeter-wave radars in the rear bumper to detect approaching vehicles in difficult-to-see areas behind the vehicle. When an approaching vehicle is detected, RCTA alerts the driver using a buzzer and indicator in the relevant door mirror. (Applicable for ES 250 Luxury & ES 300h only)



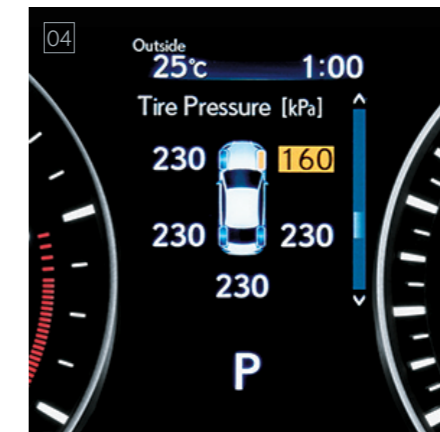
02 / Ten airbags

In the event of a collision, occupant protection is provided by ten sensor-controlled Supplemental Restraint System (SRS) airbags together with pretensioners and force limiters of the front and outboard rear seatbelts. The driver and front seat passenger are protected by dual-stage SRS driver airbag, dual-stage SRS front passenger airbag, SRS knee airbags and SRS side airbags. The outboard rear seats have SRS side airbags. SRS curtain shield airbags cover the front and rear door windows.*1



03 / Blind Spot Monitor (BSM)

Quasi-millimeter-wave radars mounted in the rear bumper detect vehicles in adjacent lanes that are not visible in the door mirrors. The moment a vehicle enters this blind spot, the driver is warned by an indicator in the relevant door mirror. (Applicable for ES 250 Luxury & ES 300h only)



04 / Auto Location-Tire Pressure Warning System (AL-TPWS)

AL-TPWS contributes to tire life and fuel efficiency by displaying the pressure of each tire in the multi-information display. When low tire pressure is detected, the display shows the air pressure value of the affected tire in amber, together with an in-meter warning lamp.*2

*1 The SRS airbags are supplemental devices to be used with the seatbelts. The driver and all passengers in the vehicle must wear their seatbelts properly at all times. Never install a rear-facing Child Restraint System (CRS) on the front passenger's seat. For forward-facing CRS, it is recommended you use it in the rear seats. Please do not use accessories for the seats which cover the parts where the SRS side airbags should inflate. Such accessories may prevent the SRS side airbags from activating correctly, causing serious injury (Lexus genuine seat covers are specifically designed for models equipped with the SRS side airbags. To find out about availability in your area, please inquire at your local dealer). The photo shows all the SRS airbags activated for display purposes only (the SRS side and curtain shield airbags only inflate on the side of the collision in an actual accident). For details on these and other important safety features, be sure to read the Owner's Manual carefully.

*2 Radio waves may affect electric medical devices. Individuals with cardiac pacemaker implants should keep their pacemaker from coming close to the system's antennas. The transmission of radio waves can be disabled. Please inquire at your local dealer for details.



PERFECT EQUILIBRIUM

Hybrid

A model of immaculate luxury and form, the ES hybrid produces low carbon emissions without sacrificing performance and the comforts of a regular sedan.

It offers high performance with excellent fuel efficiency due to a combination of power from its 2.5 liter engine and electricity from its high-output motor.

The regenerative brake system further enhances efficiency by converting the vehicle's energy that is normally wasted during coasting and braking into electricity, which is then stored in a battery until needed by the electric motor.

Together with its power control unit and the EV (Electric Vehicle) Drive Mode, the ES Hybrid is the perfect merger between performance and minimal environmental impact.




Image may vary from actual product

For dynamic driving and exceptional environmental performance, Lexus Hybrid Drive intelligently combines the power of a highly-efficient 2.5-liter gasoline engine with electric power from a high-output motor.



01 / 2.5-liter Atkinson-cycle Engine
Compact and lightweight, the ES 300h's highly-efficient engine with Variable Valve Timing-intelligent (VVT-i) delivers high performance with excellent fuel efficiency, quiet operation and significantly reduced emissions.



02 / Power control unit
The brain of the Lexus Hybrid Drive-the power control unit optimizes control of DC electricity from the battery and AC electricity for driving the motor and generator. It also boosts battery voltage for extracting maximum power from the motor and generator.



03 / Advanced compact Hybrid battery
The compact and lightweight Nickel-Metal Hydride (Ni-MH) battery is installed in the luggage compartment behind the rear seats. Together with the small size of the battery cooling system, it ensures there is ample capacity for luggage in the trunk.



04 / Regenerative braking
The regenerative brake system activates the motor as a generator while decelerating and braking, converting the moving vehicle's kinetic energy into electric energy and using it to charge the battery.



05 / Hybrid emblem
The emblem subtly marks the ES 300h's pedigree as a hybrid luxury sedan that is environmentally friendly and produces low CO₂ emissions.



06 / Electric Vehicle (EV) Drive Mode
EV-Drive Mode limits starting of the engine to enable the car to be driven using only motor power up to speeds of approximately 40km/h. It is designed to enhance quietness while driving in residential areas late at night and to reduce emissions in indoor car parks and garages.*

*Certain condition such as engine coolant temperature, battery charge status, and vehicle speed may prevent you from being able to activate EV-Drive Mode. Driving range depends on factors such as battery charge status.

INTERIOR COLORS



Topaz Brown



Black



Ivory

<TRIM>



Bird's-eye Maple

MATERIAL	CODE	ES 250 PREMIUM	ES 250 LUXURY	ES 300h
Leather Type	—	Smooth	Semi-aniline	Semi-aniline
INTERIOR / TRIM COLOR				
Black / Bird's-eye Maple	23	•	•	•
Ivory / Bird's-eye Maple	03	•	•	•
Topaz Brown / Bird's-eye Maple	53	—	•	•

EXTERIOR COLORS



Sonic Quartz <085>



Red MC. CS. <3R1>



Platinum Silver Metallic <1J4>



Amber CS. <4X2>



Graphite Black <223>



Sonic Titanium <1J7>

EXTERIOR COLOR	CODE	ES 250 PREMIUM	ES 250 LUXURY	ES 300h
Platinum Silver Metallic	1J4	•	•	•
Red MC. CS.	3R1	•	•	•
Sonic Quartz	085	•	•	•
Graphite Black	223	•	•	•
Amber CS.	4X2	•	•	•
Sonic Titanium	1J7	•	•	•

SPECIFICATIONS

ENGINE	ES 250 PREMIUM	ES 250 LUXURY	ES 300h
Type	In-line 4, 16-valve, DOHC		In-line 4, Atkinson-cycle, 16-valve, DOHC
Variable Valve Timing	Dual VVT-i		VVT-i
Displacement	cc	2,494	
Bore & Stroke	mm	90.0 x 98.0	
Compression Ratio		10.4 : 1	12.5 : 1
Max. Power	kW (hp) / rpm	135 (181) / 6,000	118 (158) / 5,700
Max. Torque	Nm / rpm	235 / 4,100	213 / 4,500
Acceleration 0-100km/h	sec	9.8	8.5
Top Speed	km/h	207	180
Drive Wheels	Front Wheel Drive		

HYBRID SYSTEM			
System Combined Output		-	151 kW (202 hp)
Motor	Max Output	-	105 kW
Maximum System Voltage	V	-	650
Battery	Type	-	Sealed Nickel - Metal Hydride

CHASSIS			
Transmission	6-speed A/T, Super ECT with A.I. Shift		Electronically Controlled Continuously Variable Transmission (E-CVT)
Drive Mode Selector	ECO / NORMAL / SPORT		ECO / NORMAL / SPORT / EV
Suspension	Front	MacPherson Strut	
	Rear	MacPherson Strut	
Brakes	Front	Ventilated Disc	
	Rear	Solid Disc	
Stabilizer Bar	Front	With	
	Rear	With	
Tires	215 / 55 R17		
Wheels	Aluminum 17" x 7.5J		
Steering Gear Type	Rack & Pinion		
Power Steering Type	EPS		

DIMENSIONS & WEIGHT			
Overall	Length	mm	4,915
	Width	mm	1,820
	Height	mm	1,450
	Wheelbase	mm	2,820
Tread	Front	mm	1,590
	Rear	mm	1,590
Curb Weight	kg	1,615	1,705
Gross Vehicle Weight	kg	2,100	2,150
Fuel Tank Capacity	Liter	65	
Boot Capacity	Liter	490	417
Min. Turning Radius	m	5.7	

EXTERIOR			
Headlamps	Type	Low Beam: LED ; High Beam: Halogen	Low Beam: LED ; High Beam: LED
	Leveling	Auto	
	LED Daytime Running Lights	With	
Front Fog Lamps	LED		
Rear Fog Lamps	With		
Rear Combination Lamps	LED		
Windshield Glass	UV Green Acoustic Glass		
Wipers	Rain Sensor	With	
	Intermittent Wipers	With	
Side Mirrors	Heater, Puddle Lamps, EC, & Auto Adjustable & Retractable with Memory		
Dual Outlet Chrome Exhaust Tip	With		Concealed
Smart Entry & Start System	With		
Power Trunk Lid	Without	With	
Moonroof / Sunroof	With		

INTERIOR	ES 250 PREMIUM	ES 250 LUXURY	ES 300h	
Finishing	Genuine Wood & Leather			
Steering	Type	3-spoke, Wood & Leather		
	Tilt and Telescopic	Auto (with Memory)		
	Multi-Function	With		
Push Start Ignition	With			
Meter Combination Illumination	Optitron	With		
Illumination Entry System	With	With Ambient Light		
Multi Information Display (MID)	With (4.2" TFT)			
Multimedia Display	8" Display			
Navigation System	Without	With		
Remote Touch Controller	Display Audio Type	EMV Type		
Cruise Control	With			
Bluetooth Handsfree	With			
Remote Trunk Release	With			
Air Conditioner	Front and Rear Vent	Auto, 3-zone (with Nanoe)		
	Pollen Removal	With		
Inside Rear View Mirror	With (Electro Chromic)			
Lamps	Front & Rear Personal Lamp	With		
	Room Lamp	With		
	Luggage Room Lamp	With		
	Glove Box Lamp	With		
	Door Courtesy Lamp	With		
	Foot Lamp	With		
Sun Visors	Driver	With Mirror, Lamp, Ticket Holder		
	Front Passenger	With Mirror, Lamp		
Rear Window Sunshade	With Power			
Side Door Window Sunshades	Without	Manual		
Parking Brake	Foot Brake			
Power Window	All	With (Auto Up & Down)		
Analog Clock	With			
Carpet Mat	With			
Audio System	Lexus Display Audio 8-speaker, In-dash Single CD/DVD, AM/FM Tuner, MP3, WMA, JPEG, AVI, WMV, AAC, MP4 and M4V		Mark Levinson 15-speaker, In-dash Single CD/DVD, AM/FM Tuner, MP3, WMA, JPEG, AVI, WMV, AAC, MP4 and M4V	
External Audio Terminal	2 USB Ports and AUX	2 USB Ports, 1SD Card Slot and AUX		
Seat	Material	Smooth Leather	Semi-aniline Leather	
	Power Adjustment	10-way (Driver & Front Passenger)		
	Front	Slide	With (Auto 2-way)	
		Recline	With (Auto 2-way)	
		Vertical Height Adjuster	With (Auto 4-way)	
		Driver Lumbar Support	With (2-way)	
		Driver Cushion Length Adjuster	Without	With
		Passenger Lumbar Support	With (2-way)	
		Passenger Shoulder Switch	Without	With
		Ventilated Seats	With	
	Memory Function	Driver Only	Driver & Passenger	
	Back Pockets	Driver & Passenger		
	Rear	Rear Headrests	With (3-way Adjustable)	
Armrest		With (Air-cond & Audio Control Switch)		
Shift Lever/Knob	Leather, Wood with Leather Boot			
Storage	Glove Compartment	With		
	Cup Holders	With		

SPECIFICATIONS

SAFETY	ES 250 PREMIUM	ES 250 LUXURY	ES 300h
Active			
Anti-lock Braking System (ABS)		With	
Brake Assist (BA)		With	
Drive Start Control		With	
Vehicle Stability Control System (VSC)		With	
Traction Control (TRC)		With	
Electronic Brake-force Distribution (EBD)		With	
Tire Pressure Warning System (TPWS)		With	
Hill-start Assist		With	
Blind Spot Monitor (BSM)	Without		With
Rear Cross Traffic Alert (RCTA)	Without		With
Parking Clearance Sonar Guide		Front & Rear	
Passive			
Reverse Camera		With	
SRS Airbags		10 (with Knee Airbags)	
Side Door Impact Beam		With	
Whiplash Injury Lessening (WIL) Front Seats		With	
Seatbelts	Type	Pretensioners with Force Limiters	
	Driver	3-point ELR	
	Front Passenger	3-point ELR	
	Rear Passenger	3-point ELR	
Impact Absorbing Structure For Pedestrians		With	
SECURITY			
Alarm System		Immobilizer and Security Horn	



OWNING A LEXUS IS A JOURNEY IN ITSELF, ONE THAT IS JUDGED NOT BY MILEAGE BUT BY THE COUNTLESS PRICELESS MOMENTS.

BEGIN YOUR JOURNEY THE RIGHT WAY WITH QUALITY SERVICES DESIGNED TO ENHANCE YOUR LEXUS EXPERIENCE.



LEXUS believes that perfection lies in the details. When you purchase a LEXUS, you will experience service like no other. LEXUS CAPITAL offers you flexible financial services that enable you to be in full control of your finances, as always. Applying for financing can be handled quickly and conveniently at all LEXUS showrooms.



LEXUS ASSIST is a 24-hour roadside assistance service provided by LEXUS. You're assured of reliable assistance via this exclusive program aimed at creating a hassle-free driving experience.



LEXUS INSURANCE is a comprehensive motor insurance packaged by LEXUS to provide LEXUS owners with tailored insurance coverage for damages to the owner's vehicle as well as any liabilities incurred by the third party.



LEXUS ACCESS is a comprehensive vehicle leasing program designed to bring you even closer to driving a LEXUS. Complementing our Flexi Plan and Islamic Financing Plan, LEXUS ACCESS offers you yet another option to experience the perfection embodied by a LEXUS.



Note:

- LEXUS MALAYSIA, a division of UMW Toyota Motor Sdn. Bhd. reserves the right to alter any details of specifications and equipment without notice. Details of specifications and equipment are also subject to change to suit local condition and requirements.
- Vehicle, equipment and specifications pictured in this catalog may vary from models available locally.
- Vehicle body and accessory colors might differ slightly from the printed photos in the leaflet.
- 5 years warranty from the date of first registration with unlimited mileage. Terms and conditions apply.

LEXUS MUTIARA DAMANSARA, No. 6, Jalan PJU 7/2, Mutiara Damansara, 47800 Petaling Jaya, Selangor Darul Ehsan. 03 - 7710 5655
LEXUS KUALA LUMPUR, Lot G-02, G-03 & G-03A, Ground Floor, Life Centre, 20 Jalan Sultan Ismail, 50250 Kuala Lumpur. 03 - 2164 5800
LEXUS SUNGAI BESI, No.314, Jalan Sungai Besi, 57100 Kuala Lumpur. 03 - 9222 2268
LEXUS PENANG, No. 26, Jalan Sultan Ahmad Shah, 10500 Pulau Pinang. 04 - 250 3888
LEXUS IPOH, No. 91, Jalan Tunku Abdul Rahman, (Jalan Kuala Kangsar), 30010, Ipoh, Perak. 05 - 506 6688
LEXUS MELAKA, No. 2A, Jalan Autocity 6, Persiaran Autocity, 75450 Ayer Keroh, Melaka. 06 - 233 0088
LEXUS JOHOR, No. 77, Jalan Geroda 1, Off Jalan Cenderawasih, Larkin, 80350 Johor Bahru, Johor Darul Takzim. 07 - 233 7777
LEXUS KUCHING, Lot 12648, Block 16 KCLD, Jalan Datuk Tawi Sli, 93250 Kuching, Sarawak. 082 - 466 199
Toll Free Line: **1-800-88-53987** (Monday - Friday, 8:00am - 5:30pm) | lexus.com.my

