

LEXUS

LS



# MAKE A STATEMENT WITH YOUR ENTRANCE

A glance at the new LS and it's obvious why this vehicle pays homage to the obsessive designing that goes into making it the sleekest machine on the road.

Boasting a precisely sculptured exterior and the iconic new spindle grille frontal design that is in line with the L-finesse philosophy, the LS embraces a precise eye for detail that lets your vehicle exude a powerful exterior with a commanding road presence.

Every curve and every inch of the new LS has been strategically thought about and perfected to deliver a bold blend of refinement and sportiness, with a unique sense of presence that is appropriate with the luxury that is associated with Lexus.

And while it shares its predecessors' long elegant cabin proportions, the shape of its rocker panels and below-door mouldings have been changed, making the vehicle more aerodynamic by channelling air to flow smoothly along the flanks of the car.







## UNRIVALLED COMFORT, UNDENIABLE LUXURY

When it comes to enhancing your driving experience, nothing went unchecked in this obsessively comfort-oriented vehicle. Through the Lexus Climate Concierge, the world's most advanced climate control system, you'll enjoy automatic integration of seat heating and cooling systems throughout the cabin.

Add to this the new smaller 3-spoke steering wheel which, at 380mm in diameter, offers you a sportier feel and better control of the vehicle, the high-visibility, large diameter Optitron dials, and the second generation Lexus award-winning Remote Touch Interface (RTI), a mouse-operated controller, that makes it possible for you to intuitively control

the on-screen buttons and pointers with your fingertips by providing feedback to your palm via knob, creating the impression of operating buttons on the screen.



# EXTERIOR COLOURS



**RED MICA CRYSTAL SHINE (3R1)**



**SLEEK ECRU METALLIC (4U7)**



**WHITE PEARL CRYSTAL SHINE (077)**



**LAPIS LAZULI MICA (8V3)**



**STARLIGHT BLACK GLASS FLAKE (217)**



**BLACK (212)**



**SONIC SILVER (1J2)**



**BLACK OPAL MICA (214)**



**FIRE AGATE MICA METALLIC (4V3)**




**MERCURY GREY MICA (1H9)**

*Note: Vehicles pictured and specifications detailed in this catalogue may vary from models and equipments may vary.  
Please enquire with our Sales Consultants for the exact colour availability.  
\* Vehicle body colour, interior colours and features might differ slightly from the printed photos in this catalogue.*



# INTERIOR FINISH




**SHIMAMOKU**  
EXCLUSIVE FOR BLACK, LIGHT GREY AND TOPAZ BROWN LEATHER




**MATT ASH BURL**  
EXCLUSIVE FOR MELLOW WHITE AND BLACK & SADDLE TAN INTERIOR


## SEMI-ANILINE LEATHER




MELLOW WHITE




LIGHT GRAY



BLACK



BLACK & SADDLE TAN



TOPAZ BROWN

# SPECIFICATION CHART

	LS 460	LS 600 hL
<b>ENGINE</b>		
Engine Type	V8 32-valve DOHC with Dual VVT-i	
Bore x Stroke	94.0 x 83.0 mm	94.0 x 89.5 mm
Displacement	4608 cc	4969 cc
Compression Ratio	11.8 : 1	
Fuel System	EFID-4S	
Max. Output	285 kW (382 bhp) / 6400 rpm	-
Max. Output (Total System)	-	327 kW (438 bhp) / 6400 rpm
Max. Torque	493 Nm / 4100 rpm	520 Nm / 4000 rpm
Fuel Consumption	10.7 L / 100 km	8.9 L / 100 km
Carbon Emissions	249 g / km	205 g / km

	LS 460	LS 600 hL
<b>CHASSIS</b>		
Transmission Type	8-Speed AT	8-Step ECVT
Brake Type		
Front	18" Front Wheel Brake with High Brake Pads	
Rear	17" Rear Wheel Brake with High Brake Pads	
Suspension Type		
Front	Multi-link	
Rear	Multi-link	
Steering System	Electric with Variable Gear Ratio Steering (VGRS)	

	LS 460	LS 600 hL
<b>MEASUREMENTS</b>		
Overall		
Length	5090 mm	5210 mm
Width	1875 mm	1875 mm
Height	1465 mm	1480 mm
Wheelbase	2970 mm	3090 mm
Tread		
Front	1615mm	1610mm
Rear	1620mm	1610mm
Overhang		
Front	925 mm	
Rear	1195 mm	

	LS 460	LS 600 hL
<b>MEASUREMENTS</b>		
Curb Weight	1920 kg	2370 kg
Gross Vehicle Weight	2455 kg	2815kg
Cargo Space	510 L	370 L
Fuel Tank Capacity	84 L	
<b>PERFORMANCE</b>		
Max. Speed	250 km/h	
Acceleration (0 - 100km/h)	5.7 sec	6.3 sec
Min. Turning Radius (Tyre)	5.4 m	5.9 m

\*Specifications, features, equipment, technical data, performance figures, options, colour and trim are based upon information available at time of printing and are subject to change without notice.

## STANDARD EQUIPMENT

	LS 460	LS 600 hL
<b>SAFETY</b>		
AirBag System (10)		
Driver and Front Passenger Airbags	•	•
Driver and Front Passenger Knee Airbags	•	•
Driver and Front Passenger Side Airbags	•	•
Front and Rear Seat Curtain Shield Airbags	•	•
Rear Seat Side Airbags	•	•
Headlamp/Fog Lamp		
Daytime Running Lamps (LED)	•	•
Bi-Xenon HID + Halogen	•	NA
LED Front Fog Lamps	•	•
Light Emitting Diode Headlights (LED)	NA	•
Adaptive Front-lighting System (AFS)	•	•
Auto -Leveling	•	•
Rear Fog Lamp	•	•
Automatic High Beam (AHB)	NA	•

	LS 460	LS 600 hL
<b>SAFETY</b>		
Vehicle Dynamic Integrated Management (VDIM)	•	•
Electric Power Steering (ESP)	•	•
Variable Gear Ratio Steering (VGRS)	•	•
Vehicle Stability Control (VSC)	•	•
Anti-lock Brake System (ABS)	•	•
Electronically Controlled Brake System (ECB)	•	•
Brake Hold System	•	•
Hill Start Assist Control	•	•
Traction Control (TRC)	•	•
Lexus Parking Assist System with Rear View Camera	•	•
Lexus Parking Assist Sensors (10 Sensors)	•	•
High Rigid Body Structure with Front and Rear Crumple Zones	•	•
Pedestrian Protection Performance	•	•
Side Impact Compatible Structure	•	•
Child Restraint System	•	•
Three-point Seatbelts with Height Adjustable Anchors, Pretensioners & Force Limiters	•	•

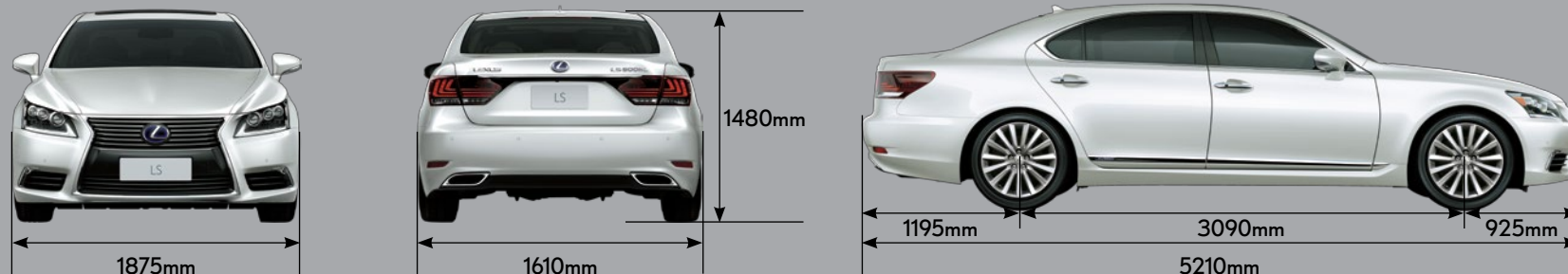
	LS 460	LS 600 hL
<b>EQUIPMENT</b>		
SMART Key System	•	•
Cruiser Control	•	•
3-Spoke Wood and Leather Steering Wheel	•	•
Lexus Remote Touch Interface	•	•
5.8" TFT Multi-Information Display	•	•
Bluetooth Telephone Connectivity	•	•
Anti-theft System with Siren	•	•
Auto Rain Sensor	•	•
Drive Mode Select Switch (Eco/Comfort/Normal)	•	•
LCD Multi-Display Screen	12.3"	12.3"
<b>COMFORT</b>		
Dynamic LED Interior Illumination	•	•
Air Suspension	NA	•
Lexus Premium Analog Clock	•	•
Electrochromic Inside Rear View MIRROR	•	•
Moonroof	•	•
Leather Instrument Panel with Colour Stitching	•	•
Original Factory-fitted Genuine Semi-Aniline Seats	•	•
Memory Seats	D&P	D&P
Seat Lumber & Pelvic Support	•	•
Ottoman Seat	NA	•
Door Trim, Instrument Panel & Console Box	Wood	Wood
Rear Centre Armrest with Integrated Audio and Air Conditioner Control Switch	•	•

	LS 460	LS 600 hL
<b>COMFORT</b>		
Seat Air Conditioner	Front & Rear	Front & Rear
Seat Heater	Front & Rear	Front & Rear
Climate Concierge	NA	•
4-Zone Independent Automatic Temperature Control Air Conditioner	•	•
12-Zone Multi Blower	•	•
Infrared Rear Seat Body Temperature Sensor	NA	•
nanoe System	•	•
Air Purifier	•	•
Power Sunshade	Rear & Side	Rear & Side
Power Sunshades	•	•
Manual Rear Side Door Sunshade	•	•
Power Trunk Lid and Easy Closer	•	•
<b>AUDIO &amp; VISUAL</b>		
Rear 9" VGA Monitor	NA	•
Blu-ray player, AM/FM tuner	•	•
USB/iPod Playback Function	•	•
Mark Levinson Audio System with 19 Speakers	•	•
<b>WHEELS &amp; TIRES</b>		
235 / 50R18 Noise Reduction Wheels	•	NA
245 / 45R19 Noise Reduction Wheels	NA	•
18" Front Wheel Brake (High Brake Pads)	•	•
17" Rear Wheel Brake (High Brake Pads)	•	•
Ground Tire	•	•

\*Specifications and equipment vary according to grade package selected. Please consult your sales consultant for details.

\*Addition of extra features may change figures in this chart.

\*Lexus reserves the right to alter any details of specifications and equipments without notice. Details of specifications and equipments are also subject to change to suit local conditions and requirements. Please enquire with our sales consultants for details.





 **LEXUS**  
THE PURSUIT OF PERFECTION

**NBT (BRUNEI) SDN BHD** 4KM, JALAN GADONG, BANDAR SERI BEGAWAN, BE 4119. TEL: 244-8688 FAX: 244-8260.

[www.lexus.com.bn](http://www.lexus.com.bn)