



GS



NBT عین. بی. تی. (برونی) سٹدیون برحد
(BRUNEI) SDN BHD

NBT (BRUNEI) SDN BHD KM4, JALAN GADONG, BANDAR SERI BEGAWAN, BE4119. TEL: 244-8688 FAX: 244-8260
CUSTOMER RELATIONS DEPARTMENT TEL: 2427488 EMAIL: customercare@nbt-brunei.com

www.lexus.com.bn

INTRODUCING **THE GS200t** Turbocharged Performance

With its all-new 2.0L petrol turbo engine fitted with a D-4S fuel injection technology that provides instantaneous torque and enhanced fuel economy, the Lexus GS200t delivers a powerful 241bhp with a maximum torque of 350Nm, enabling it to sprint from 0 to 100km/h in just 7.3 seconds and reach a top speed of 230km/h with its 8-speed Sport Direct Shift – all the while maintaining an average fuel consumption of 8L/100km.

The innovative combination of a water-cooled cylinder head, integrated exhaust manifold and twin-scroll turbo lets the GS200t to deliver fast throttle response with minimal turbo lag and enhanced low speed torque.



L-FINESSE DESIGN

At Lexus, we don't just design cars that look pretty. The design of these vehicles also needs to deliver on performance, and exude a sense of subtle flair and individualism. Which is why we are proud to showcase the next generation L-finesse – a new design philosophy that lets the GS series exude a sporty, powerful exterior with a commanding road presence.

Through this philosophy, the new GS features a combined upper and lower grille to create a prominent spindle shape that brings to life a fiercely individualistic front with an unequivocal exterior.

Headlamps underscored by the newly developed LED Daylight Running Lights (DRL), which form the L-finesse arrowhead motif, further reinforce the unique visual signature of the new GS.

Not just a pretty face, the unparalleled beauty of the GS is underpinned by functionality. With aerostabilizing fins adopted on the underfloor and a linear sleek body, the vehicle flaunts improved aerodynamics and stability.





TRANSMISSION CUSTOMISED FOR YOU

The GS range's eight-speed sequential shift automatic transmission features a sequential manual shifting mode via paddle shifters and Sport driving function for enhanced driving pleasure.

Tailor performance to your mood or the moment, with up to three drive modes – Eco, Normal and Sport. Choose Eco Mode and Instrument Illumination turns blue, while the electronic throttle control and air conditioning function are optimised for fuel efficiency. On the open road, when the spirit moves you, Sport Mode lets you explore and exploit the full capability of a truly advance drivetrain.



INDULGE IN COMPLETE COMFORT

The Lexus GS is one of the most precise vehicles, and we have the obsessive attention-to-detail to match. Our team has worked for five-and-a-half years to develop the most ergonomic seat that offers you the chiropractic relief you need even for the most high-performance drive.

The new seat design incorporates an extended seat sliding range that includes multiple adjustable functions for butterfly headrest, shoulder support, side support and 4-way lumbar support for optimum seating posture to suit your physique. The optional pelvic support, the world's first mechanism of its kind in a car seat, pushes your lower back forwards for a natural and comfortable posture.



The rear seat passengers have it easy too – not just because the seats convey a feeling of luxurious comfort, but with additional rear space and a 3-zone independent temperature and air control register, the GS is at the height of comfort.

Among other things, the soft padded, tactile finishes to the centre consoled arm rest and knee pads also boost comfort, while the beautifully crafted steering wheel and gorgeous interior trimming add a dose of luxury.

Not just a looker, the new GS is also full of functional attributes – aside from multiple cabin storage boxes, the spacious trunk can easily accommodate three golf bags.



INSPIRES DRIVERS
INTIMIDATES ONLOOKERS



F SPORT PACKAGE

GS 350 F SPORT - the first sedan that flaunts extreme technological innovations, stunning performance and exciting handling characteristics. Endowed with ultra-high performance features such as a powerful 3.5 litre V6 engine, automatic transmission, a race-tuned suspension, and powerful brakes, the F SPORT blurs the line between race cars and sedans.

At 311 bhp, it is one of the most powerful base engines in the segment, as well as the only one the offers both port and direct

injection. It propels the car from 0 to 100km/h in just 6 seconds, while simultaneously improving fuel economy. A newly designed track works in combination with a revised suspension design to deliver a more solid stance and superior cornering performance.

A new designation that is reserved for Lexus cars of ultra-high performance, the F stands for "Fuji Speedway, a racetrack located at the foothills of Mount Fuji, where the F SPORT is in line with the DNA of the Lexus LFA, and mirrors its high-performance and unrivalled engineering.



SPEED AND POWER AT YOUR FINGERTIPS

GS 350 F SPORT is powered by an advanced 3.5 litre V6 petrol engine that features D-4S direct and port injection with dual Variable Valve Timing with intelligence (VVT-i). At 311bhp, it propels the GS from 0-100km/h in 6 seconds on a maximum speed of 235km/h and at the same time boasts fuel economy of 9.7L/100km and CO₂ emissions of 222g/km.

GO FROM TRANQUILLITY TO EXTREME PERFORMANCE



PERSONALISE YOUR DRIVE

Technology and cutting-edge research have made it easier for you to craft your own driving style. The new GS series lets you customise your driving performance through the selection of four drive modes - NORMAL, ECO, SPORT S, and SPORT S+.

When the car is in ECO mode, the engine power output, throttle opening, and air conditioning are automatically controlled to minimise fuel use under all driving conditions. In ECO mode, meter lighting changes to blue.

In SPORT S mode, you can enjoy high-performance driving by utilising the car's maximum powertrain capability. In this mode, the shift timing is changed and engine speed responsiveness at full throttle is enhanced, helping to improve acceleration responsiveness. In SPORT S+ mode, you can expect the highest level of responsiveness delivered by the added steering and suspension enhancements. In both SPORT S and SPORT S+ modes, meter lighting changes to red.

EXPERIENCE THE LEXUS
HYBRID DRIVE DIFFERENCE



THE POWER OF



LET OUR HYBRIDS EXCEED YOUR EXPECTATIONS

GO FROM 0 TO EXHILARATION, JUST LIKE THAT

With a powerful acceleration engine system that operates with unsurpassed smoothness at mid-to-high speeds, the GS 450 Hybrid accelerates seamlessly from 0-100km/h in just 5.9 seconds. Using a combination of electric motor and petrol engine with both port and direct fuel injection, the hybrid GS delivers on speed and performance.

OPTIMUM FUEL SAVING

As with every Lexus hybrid vehicle, the new GS Hybrid is capable of operating in both petrol and electric modes alone, as well as a combination of both



ULTRA-LOW EMISSIONS

The GS Hybrid performs at a high level of clean emissions in compliance with strict EURO V standards so you can enjoy exhilarating rides while doing your part for the EARTH.

SMOOTHER DRIVE


Thanks to its revolutionary Electronically-Controlled Variable Transmission (E-CVT) and petrol-electric Hybrid Drive system that allows the motor generators to work seamlessly together, you'll enjoy a more stable and smoother ride.

LEXUS HYBRID TECHNOLOGY

Whatever the speed and situation, the hybrid engine adapts quickly to produce the optimum combination of performance and efficiency in your drive.

START-UP


The high performance electric motor generator powers the car, supplied from the hybrid battery. No petrol is used and no emissions are produced.



20 km/h


ACCELERATION

During full acceleration, such as climbing a hill, both the petrol engine and the electric motor work together to provide smooth acceleration.




CRUISING

Depending on cruising speed, the car switches between full electric mode and a combination of the petrol engine and electric motor generator.




STOPPED

At a full stop, the petrol engine automatically switches off to conserve fuel and energy, cutting idling emissions to zero.



DECELERATION

When braking, kinetic energy from the wheels is converted into electrical energy. This energy is then stored in the hybrid battery. That's why you never have to recharge a Lexus Hybrid.



PRACTICAL BENEFITS

Lexus Hybrid Drive powertrain technology increases available power while decreasing fuel consumption and emissions.

These benefits are grouped into Four Hybrid Principles:

CLEAN

Lexus Hybrid Drive considerably reduces emissions of the greenhouse gas CO₂ and other harmful emissions such as CO, HC and NO_x.

FUEL EFFICIENT

The intelligent Lexus Hybrid Drive system recovers and recycles energy that is lost in conventional systems, thereby boosting fuel efficiency.

LEXUS
HYBRID
DRIVE

PERFORMANCE

The awesome acceleration and speed of Lexus Hybrid Drive are all the more impressive considering its environmental credentials.

QUIETNESS

The quietness in EV drive mode with the engine totally stopped during startup and low-speed/low-load cruising is particularly surprising.

HIGHLIGHTS



18-INCH ALLOY WHEELS

The GS200t is equipped with a five twin spoke metallic alloy wheel that adds to its luxurious feel and a more dynamic drive, whereas the F SPORT variants are equipped with sporty multi-spoke rims.



SMART START SYSTEM

Turn on the engine without having to take out your key by simply pressing the power button.



12-INCH LCD MULTI-DISPLAY SCREEN*¹

High resolution and high colour definition enhance visibility of eye-catching graphics. Plus, the dual screen display gives access to two types of information simultaneously.



ANALOG CLOCK

An elegant LED analog clock with a self-illuminating dial plate provides a stylish focal point for the instrument panel



TILT & SLIDE MOONROOF

Adding to the spacious airy feel of the cabin is the large glass sunroof that lets in natural light.



POWER FRONT SEATS*

Multiple adjustable functions for optimum support to suit your physique.



REMOTE TOUCH

The mouse-operated controller lets you manage the car's operation intuitively from a natural driving position with reduced eye movement.



OPTITRON METERS

Get critical driving information at a glance with illuminated optitron meters, blue for ECO mode and red for SPORT mode.



DRIVE MODE SELECT

Four drive modes (NORMAL, ECO, SPORT S and SPORT S+) allow the driver to implement his driving style or to adjust to any driving situation.



FRONT SEATS WITH VENTILATION

The driver and front passenger seats are equipped with ventilation controls for optimum comfort especially on long drives.



REAR SUNSHADE

To help reduce unwanted glare, a power rear sunshade can be operated at the push of a button. For added visibility, the shade temporarily lowers when the vehicle is placed in reverse.



F SPORT DISC BRAKES*

Ventilated discs with 4-piston brake calipers provide ample stopping power for spirited drives.

^{*}F SPORT only. ¹GS200t model comes with 8-inch screen only.

HIGHLIGHTS



10 SRS AIRBAGS
A class-leading 10 airbag system, which includes dual-stage SRS front airbags, SRS knee airbags, SRS side airbags and SRS curtain shield airbags, helps protect driver and passengers during severe frontal and side impacts.



DYNAMIC REAR STEERING*
Depending on speed, this available feature turns the front and rear wheels in the same or opposing directions to help provide optimal agility.



BLIND SPOT MONITOR (BSM)*
Quasi-millimeter-wave radar is used to detect vehicles traveling in an adjacent lane, and if a vehicle is present in the blind spot zone and can't be seen in the mirrors, a mirror indicator turns on.



HIGH RIGIDITY BODY STRUCTURE
The high rigidity body structure enhances the basics of dynamic performance, including excellent straight-line stability, agile lane changing, and ride comfort. Extensive use of high-tensile steel helps to optimize strength while keeping weight to a minimum. The high integrity cabin with front and rear crumple zone also contributes to occupant protection.



REAR CROSS TRAFFIC ALERT (RCTA)*
To assist safe reversing, RCTA uses quasi-millimeter-wave radars in the rear bumper to detect approaching vehicles from behind. When detected, RCTA alerts the driver using a buzzer and indicator in the relevant door mirror.



PARKING ASSIST MONITOR
Parking Assist Monitor is a system that displays parking guidelines on an image captured by a camera mounted at the back of the vehicle, helping to support reverse parking.

**F SPORT only.*

EXTERIOR COLOURS



SONIC SILVER (1J2)



SONIC TITANIUM (1J7)



MERCURY GREY MICA (1H9)



BLACK (212)



GRAPHITE BLACK GLASS FLAKE (223)



RED MICA CRYSTAL SHINE (3R1)



SONIC QUARTZ (085)^



AMBER CRYSTAL SHINE (4X2)^



DEEP BLUE MICA (8X5)^



**WHITE NOVA GLASS FLAKE (083)
*F SPORT EXCLUSIVE**



**HEAT BLUE CONTRAST LAYERING (8X1)
*F SPORT EXCLUSIVE**

Note: Vehicles pictured and specifications detailed in this catalogue may vary from models and equipments may vary. Please enquire with our Sales Consultants for the exact colour availability.
**Vehicle body colour, interior colours and features might differ slightly from the printed photos in this catalogue.*
^Not available for the F Sport package.

INTERIOR COLOURS

SMOOTH LEATHER



RICH CREAM



NOBLE BROWN




BLACK

SMOOTH LEATHER (F SPORT PACKAGE)



DARK ROSE




TOPAZ BROWN




BLACK

TRIM



3D FILM



NAGURI-STYLE ALUMINIUM
*F SPORT EXCLUSIVE

SPECIFICATION CHART

	GS 200t		GS 350 F SPORT		GS 450h F SPORT	
MEASUREMENTS						
Overall						
Length (mm)	4880					
Width (mm)	1840					
Height (mm)	1455					
Wheelbase (mm)	2850					
Tread						
Front (mm)	1575					
Rear (mm)	1590					
Overhang						
Front (mm)	900					
Rear (mm)	1130					
Curb Weight (kg)	1665		1655		1825	
Gross Vehicle Weight (kg)	2170		2190		2325	
Trunk Space (L)	520		520		450	
Fuel Tank Capacity (L)	66					

CHASSIS			
Transmission Type	8-Speed Automatic Transmission		CVT
Brake Type			
Front	Ventilated Disc Brakes		
Rear	Ventilated Disc Brakes		
Suspension Type			
Front	Double Wishbone		
Rear	Multi-link		
Steering System	Electric Power Steering		

- NBT (Brunei) Sdn Bhd reserves the right to alter any details of specifications and equipment without notice.
- Vehicles pictured and specifications detailed in this catalogue may vary from models and equipment available in Brunei. Addition of extra features may also change figures.

SPECIFICATION CHART

	GS 200t	GS 350 F SPORT	GS 450h F SPORT
ENGINE			
Engine Type	4 cylinder in-line 16-valve DOHC with Dual VVT-i		V6 24-valve DOHC with Dual VVT-i
Bore x Stroke (mm)	86.0 x 86.0	94.0 x 83.0	94.0 x 83.0
Displacement (cc)	1998	3456	3456
Compression Ratio	10.0:1	11.8:1	13.0:1
Fuel System	EFID-4S		
Max Output	241 bhp / 5800 rpm	311 bhp / 6400 rpm	340 bhp / 6000 rpm
Max. Torque	350 Nm / 1650 - 4400 rpm	380 Nm / 4800 rpm	352 Nm / 4500 rpm
Fuel Consumption (L/100km)	8.0	9.7	6.3

PERFORMANCE			
Max. Speed (km/h)	230	235	250
Acceleration (0 to 100km/h) (sec)	7.3	6.0	5.9
Min. Turning Radius (Tyre) (m)	5.3	5.1+ LDH (Lexus Dynamic Handling)	



STANDARD EQUIPMENT

		GS 200t	GS 350 F SPORT	GS 450h F SPORT
SAFETY & HANDLING				
SRS Air Bag System	Driver & Front Passenger Front Airbags	•	•	•
	Driver & Front Passenger Knee Airbags	•	•	•
	Driver & Front Passenger Side Airbags	•	•	•
	Front & Rear Curtain Shield SRS Airbags	•	•	•
	Rear Seat Side Airbags	•	•	•
Headlamp	1LED	•	NA	NA
	3 LEDs	NA	•	•
	LED Daytime Running Lights	•	•	•
	Autoleveling	•	•	•
	Cleaner	•	•	•
	Front Fog and Lamps	•	•	•
	Head-Up Display (HUD)	NA	•	•
	Vehicle Dynamics Integrated Management (VDIM)	•	•	•
	Adaptive Variable Suspension System (AVS)	NA	•	•
	Electric Power Steering (EPS)	•	•	•
	Anti-lock Braking System (ABS)	•	•	•
	Electronic Controlled Brake System (ECB)	•	•	•
	Traction Control System (TRC)	•	•	•
	Vehicle Stability Control System (VSC)	•	•	•
	Hill-start Assist Control	•	•	•
	Lexus Parking Assist System with Rear View Camera	•	•	•
	Lexus Parking Assist Sensors (8 Sensors)	•	•	•
	Blind Sport Monitor (BSM)	NA	•	•
	Rear Cross Traffic Alert (RCTA)	NA	•	•
	High-Rigid Body Structure with Front and Rear Crumple Zones	•	•	•
	Pedestrian Protection Performance	•	•	•
	Side Impact Compatible Structure	•	•	•
	Child Restraint System	•	•	•
	Three-point Seatbelts with Height Adjustable Anchors, Pretensioners & Force Limiters	•	•	•

- NBT (Brunei) Sdn Bhd reserves the right to alter any details of specifications and equipment without notice.
- Vehicles pictured and specifications detailed in this catalogue may vary from models and equipment available in Brunei. Addition of extra features may also change figures.

STANDARD EQUIPMENT

		GS 200t	GS 350 F SPORT	GS 450h F SPORT
ON-BOARD TECHNOLOGY				
	Tilt & Slide Moonroof	NA	•	•
	SMART Key Entry System	•	•	•
	SMART Start Ignition	•	•	•
	Auto Rain Sensor	•	•	•
	Cruise Control	•	•	•
	Steering Wheel with Paddle Shifters	•	•	•
	Drive Mode Select Switch (ECO/NORMAL/SPORT)	•	NA	NA
	Drive Mode Select Switch (ECO/NORMAL/SPORT S/SPORTS S+)	NA	•	•
	Lexus Remote Touch Controller	•	•	•
	TFT Multi-Information Display	•	•	•
	Bluetooth Telephone Connectivity	•	•	•
	Anti-theft System with Siren	•	•	•

COMFORT				
	Tilt & Slide Moonroof	NA	•	•
	White LED Interior Lighting	•	•	•
	Electrically Adjustable Steering Wheel	•	•	•
	Leather Instrument Panel with Colour Sticking	•	•	•
	10-way Driver and Passenger Power Adjustable Seats	•	NA	NA
	16-way Driver and 10-way Passenger Power Adjustable Seats	NA	•	•
	Seat Lumbar Support	•	•	•
	Memory Seats	•	•	•
	Seat Air Conditioner (Driver and Front Passenger)	•	•	•
	Lexus Premium Analog Clock	•	•	•
	3-Zone Independent Climate Control System	•	•	•
	Energy Saving Airflow Control (S-FLOW)	•	•	•
	Deodorising Filter	•	•	•
	Power Rear Sunshade	•	•	•
	Manual Rear Sunshade	NA	•	•
	Power Trunk Lid and easy Closer	•	•	•
	Auto Retractable Wing Mirrors with Memory	•	•	•
	Electrochromic (Auto Dimming) Inside Rear-view Mirror	•	•	•

		GS 200t	GS 350 F SPORT	GS 450h F SPORT
AUDIO				
	Lexus Premium Audio System with Navigation System	•	NA	NA
	USB / iPod Playback Function	•	•	•
	AM / FM tuner, DVD player	•	•	•

WHEELS AND TYRES				
	18-inch Alloy Wheels 235/45R18	•	NA	NA

F SPORT PACKAGE				
	F SPORT Emblems (Exterior and Interior)	NA	•	•
	Meshed Upper and Lower Grille	NA	•	•
	Rear Spoiler	NA	•	•
	235 / 45R18 F Sport Aluminum Wheels	NA	•	•
	17-inch Ventilated Discs with 4-Piston Brake Calipers	NA	•	•
	Original Factory-Fitted F SPORT Genuine Smooth Leather Seats	NA	•	•
	Aluminum Accelerator and Brake Pedals	NA	•	•
	Lexus Dynamic Handling System (LDH)	NA	•	•
	Dynamic Rear Steering (DRS)	NA	•	•
	Variable Gear Ratio Steering (VGRS)	NA	•	•

- NBT (Brunei) Sdn Bhd reserves the right to alter any details of specifications and equipumt without notice.
- Vehicles pictured and specifications detailed in this catalogue may vary from models and equipment available in Brunei. Addition of extra features may also change figures.