



RX
DEFYING
EXPECTATIONS



NBT (BRUNEI) SDN BHD
عن. ب. ق. (بروني) سڤڤيرڤ برحد
(BRUNEI) SDN BHD

NBT (BRUNEI) SDN BHD KM4, JALAN GADONG, BANDAR SERI BEGAWAN, BE4119. TEL: 244-8688 FAX: 244-8260
CUSTOMER RELATIONS DEPARTMENT TEL: 2427488 EMAIL: customercare@nbt-brunei.com

www.lexus.com.bn



RX CONCEPT

Drive into the future. The RX pioneers a fresh blend of Lexus luxury with sporting performance for a fast changing world.

The fourth generation RX was conceived as 'The Progressive Luxury SUV', actively embracing the pioneering spirit and values forged by previous generations of RX, then projecting them into the future. Driven by the desire to challenge the status quo and be dramatically different, 'Progressive Luxury' shapes a fresh expression of Lexus luxury to exceed

expectations of what an SUV can be. One that embraces life with style, performance with pleasure, passion with perfection, in a truly leading-edge package.

The RX immediately captivates with its dynamic presence, presenting an eye-catching face to the world. The sleek strong proportions of a large SUV create the base for exhilarating sporty driving performance and intuitive predictable handling, together with exceptional ride comfort. The smart integration of advanced technologies embodies the values RX drivers hold close, contributing to outstanding fuel efficiency and giving an active edge to driving control and peace of mind, stimulating driving pleasure every time you get behind the wheel.



The RX stays true to the progressive values embedded in its DNA, while anticipating and meeting the changing needs of an active lifestyle. Creating a fresh definition of 'Progressive Luxury' began with the RX's core dimensions, extending the wheelbase to create a strong platform for the outstanding stability at the heart of exciting sporty performance. At the same time, it enables the luxury of a spacious cabin in which to shape fresh design innovations and seamlessly integrate advanced technologies that actively enhance the driving experience.

The RX's 'Progressive Luxury' is dramatically expressed in the bold exterior styling, at once assertive and captivating, that exudes individuality in its powerful presence. It is affirmed by refinements to the engine and chassis that further extend performance limits and enhance the luxurious ride comfort, to create an exhilarating driving performance. Your driving pleasure deepens with the legendary Lexus attention to detail in the elegant interior, a refined blend of advanced technology and sophisticated craftsmanship that ensures each feature is intuitive to use and provides excellent utility.



DESIGN

'Seductive strength' expresses an active and energetic attitude, fusing a powerful presence with intelligent seductiveness.

The RX's design concept of 'seductive strength' fuses the powerful essence of an SUV with intelligent seductiveness to take the evolution of RX DNA to a higher level. This evolution is expressed in the bold proportions of the long wheelbase and large aluminum wheels of the lower body, and a sleek elegant cabin silhouette created without compromising the spacious cabin. The front face radiates both sharpness and power, emphasized by the contrasting thin sharp upper section and bold thick lower section of the signature spindle grille.

In the cabin, the 'premium touch' of a luxury SUV is fused with 'advanced' RX DNA, realizing an interior space with a fresh configuration that is spacious yet snug. Even as the driver's space has a separate cockpit-like feel, the openness of the design ensures the driver and front passenger stay connected. The longitudinal design motif which flows from the color head-up display across the meter hood to the center console, visually expresses movement from the display zone to the operation zone. Together with the integration of advanced technologies and an intelligent functional layout which takes into consideration the driver's movement, it realizes a cockpit space that enables the driver to concentrate on driving.



EXTERIOR

The bold yet sleek proportions fuse strength with seductiveness. Sharp functional components blend seamlessly with the sensual body, creating a strong design that exudes incisive elegance.



INTERIOR

The subtle use of refined materials including metal, leather and wood creates a tasteful contrast that highlights the rich qualities of each, while blending together in the elegant ambience of the cabin.



PERFORMANCE

The RX embraces a passion for sporty performance, fusing exhilarating power with intuitive control to boost your driving pleasure.

To realize the exhilarating pleasure of emotional driving performance, the RX pursued a sporty driving experience in which driver input and vehicle response become one. Bringing this experience to life began with an extended wheelbase and large wheels to create an extremely stable platform. The engine mount and sub-frame structure were refined to significantly reduce vibration and enhance the structural rigidity of the body, contributing to the excellent

cornering characteristics and a sharp steering feel that responds quickly and accurately to the driver's input.

A choice of 3.5-liter V6 engine or hybrid system generates the robust responsive power at the heart of sporty performance. This power is harnessed by advanced technologies including a pre-loaded differential and Dynamic Torque Control AWD (All Wheel Drive), to ensure excellent acceleration and stability. Fine-tuning of the suspension system to deliver highly responsive and predictable handling, especially while cornering, further refines driving control.

Driving pleasure is heightened by drive mode select, which lets the driver select the RX's performance mode to suit their mood and driving style, from the efficiency of Eco Mode to the thrill of Sport Mode.




01



02



03



01 / Chassis

The foundation for the RX's exhilarating performance and responsive sporty handling is a lightweight, high rigidity body structure. It is made from hot-stamp, high-tensile steel and aluminum, with strategically positioned reinforcements, using innovative production technologies including laser screw welding and body adhesives. Optimizing the engine mounting helps minimize engine movement for quicker engine inertia response against lateral G while cornering, contributing to highly predictable handling. It also isolates engine vibration, enhancing the luxurious ride comfort.

02 / Pre-loaded differential

This innovative differential pre-loads torque under light loads or low rotational speed, contributing to highly-precise steering for excellent straight-line stability and acceleration performance.

03 / Aerodynamics

A comprehensive approach to aerodynamics contributes to quiet comfort in the cabin, fuel-efficient performance, low sensitivity to wind turbulence, and excellent handling stability even during high-speed driving. Optimizing the body design, including the bumpers, rear spoiler and corner fins, is complemented under the body by a flat floor, engine and lower arm covers, spats on all four wheels, and aero stabilizing fins.



04 / Shock absorbers

Careful refining of each shock absorber component optimizes damping force, helping to smooth minor road inputs and absorb larger jolts, maintaining a supple feel for agile handling together with excellent ride comfort.

05 / Drive mode select

Drive mode select provides integrated control of multiple systems to let you tune performance to suit your driving style.

06 / Front and rear suspension

The MacPherson strut front suspension and trailing-arm double wishbone rear suspension contribute to the excellent stability and steering response, heightening driving pleasure. Optimizing the individual components including the coil springs, stabilizers, and shock absorbers, realizes luxurious ride comfort, even on long drives.



07 / 3.5-liter V6 gasoline engine

The V6 Atkinson Cycle engine with Dual VVT-iW generates exhilarating driving performance balanced by excellent fuel efficiency. The innovative D-4S fuel injection system features both direct and port injectors, to realize excellent output, torque and fuel efficiency, while complying with strict emission standards.*¹

08 / Dual exhaust pipes

The dual exhaust pipes help to realize high power output. The design of the dual diffusers and integration of the baffles into the rear bumper accentuate the expression of sporty power.

09 / 8-Speed Super ECT Transmission

The super intelligent 8-speed automatic transmission features a wide gear ratio that delivers smooth starting and acceleration performance, together with excellent fuel economy, contributing to the dynamic driving performance and showcasing the RX's distinctive power and smoothness under various conditions. Multi-mode Automatic Transmission and G AI-SHIFT control further enhances driving pleasure.*²

10 / Dynamic Torque Control AWD

The electronically-controlled system continually varies distribution of drive power to the rear wheels, switching from front-wheel drive to AWD to realize handling stability to suit the driving conditions, especially while cornering, together with excellent fuel economy.

*¹ VVT-iW: Variable Valve Timing-intelligent Wide.
D-4S: Direct injection 4 stroke gasoline engine Superior version.
*² ECT: Electronic Controlled Transmission.
AI: Artificial Intelligence.

FEATURES

The RX anticipates the future with refined features that blend advanced technology and incisive design with Lexus quality.

A closer acquaintance with the RX reveals its core values are embedded in every facet, deepening the feeling of pleasure that grows each time you drive. The sharp and powerful face which integrates energy-efficient LED headlamps with L-shaped LED units, and signature Lexus arrowhead-shaped LED DRL (Daytime Running Lamp) illumination, is matched by distinctive LED rear combination lamps that wrap around the side. A large rear spoiler accentuates the flowing design, and further enhances aerodynamics for sporty driving. The thoughtful convenience of illuminated door handles and the touchless power back door provides an introduction to Lexus luxury even before you get in.

Inside the spacious cabin, the sophisticated features show the future of luxury in the confident provision of refined functionality, outstanding comfort and personal pleasure. The renowned Lexus quietness has been enhanced to ensure relaxed conversation, and provides an excellent ambience for the premium audio system. Advanced technologies are harnessed to display information in the meters and color head-up display, and the ability to customize your environment through the S-FLOW control of the air conditioning and intuitive controls of the Remote Touch Interface.

EXTERIOR



01 / L-shaped LED Headlamps

Uniquely-shaped lenses and multiple LEDs, these distinct headlamps ensure that the vehicle is immediately recognizable as a Lexus. Thus, giving the vehicle a more eye-catching presence.

02 / LED front fog lamps

LED lamps integrated into the front bumper reduce power consumption while providing a bright beam, contributing to excellent visibility for safe driving in low light and at night.

03 / LED rear combination lamps

The distinctive L-shaped lamps wrap around the side in a deep-set curve, creating a wide signal and projecting a strong presence.



04 / Touchless power back door
The power back door automatically opens when a hand is held above the sensor in the Lexus emblem, enabling convenient hands-free opening when your hands are full or the door is wet or dirty.



05 / Rear spoiler
The large rear spoiler integrated into the top of the back door accentuates the flowing design and edgy sporty styling. It is angled to enhance aerodynamic performance, balancing airflow to provide excellent front tire hold. The rear wiper is integrated into the spoiler, enhancing the clean lines.

06 / Door handles
The refined design displays a warm hospitality. The dynamic shape is easy to grip. A brightened silhouette line and integrated foot area illumination on the handles guide you at night, then gently fade.

07 / Moonroof
The forward position of the moonroof enhances the feeling of openness and space in the cabin. It opens and closes, tilts up and down at the touch of a switch in the overhead console. The components were refined to reduce weight, contributing to fuel efficiency.

INTERIOR



01 / Multimedia coordination function
The RX's seamless integration of advanced technologies supports the coordinated display of information from the multimedia systems on the large 8-inch EMV (Electro Multi-Vision) display in the center of the instrument panel and the 4.2-inch color TFT (Thin Film Transistor) multi-information

display in the meter cluster. For convenience, audio system information, incoming mobile calls, and some navigation on the EMV display can also be displayed on the multi-information display, and controlled using switches on the steering wheel.

02 / Meters
A subtle luxury touch is the design of the meters which fuses the simple functionality of 4-dial analog meters with a hi-tech digital display. The large analog speedometer and tachometer have three-dimensional meter faces for excellent visibility.



03 / S-FLOW control

The S-FLOW control measures the temperature setting, cabin temperature, outside temperature and direct sunlight. It then optimizes control of the air conditioning airflow volume and vents, taking into account where occupants are sitting, to provide excellent comfort while enhancing fuel economy.

04 / Remote Touch Interface

Simple operation that includes enter switches integrated on both sides and a back switch lets users interact intuitively with the navigation and audio systems on the 8-inch EMV display, for easy control of the systems.

05 / Overhead console LED lamp switches

Refined hospitality extends to intuitive operation of the front warm white LED dome lamp and silky white LED map lamps in the overhead console. Touch switches that detect finger proximity turn the appropriate lamp on or off.

06 / Lexus Premium Sound System

Lexus RX Premium Sound System features 12 ultra-high efficiency speakers that generate outstanding output for the enjoyment of occupants in every seat.



07 / Luggage Space

The focus on creating a spacious cabin ensures the RX has ample capacity to carry five people and their luggage. The power back door opens wide to provide easy access to a large luggage space that can accommodate four full-set golf bags or four

suitcases, while carrying three passengers in the rear seats. A temporary stowage space behind the rear seats for the tonneau cover enables the luggage space to accommodate larger items.

08 / Power back door

Convenient controls for the power back door are set in the instrument panel and Electronic Key. Pressing twice on the additional closing switch located in the bottom of the back door closes and locks the door automatically. A memory function lets users set the opening clearance.



09 / Wireless charger

This thoughtful charging tray in the center console box enables wireless charging of batteries in Qi-compatible smartphones and electronic devices simply by placing them on the charger tray.

10 / Heated and ventilated front seats

Taking the comfort of the standard seats even further, the available heated and ventilated front seats offer separate heaters and fans in the seat cushions to provide comfort regardless of the weather.



11 / Center console box

Attention to detail refines the utility and convenience of this central storage space with a wide-opening lid and angled interior for easy access, and integrated LED light to make it easy to find items and use the integrated ports and power outlet.

12 / USB ports/mini-jack/power outlets

Two USB ports, a mini-jack and power outlet at the center console box support plug-and-play use of electronic devices. Additional power outlets are conveniently located at the center cluster for the front seat passenger, at the back of the center console box for rear seat passengers, and at the side of the luggage space.

13 / Rear seats

The refined comfort of the rear seats is based on the spacious packaging that enables excellent seating posture and headroom, and a natural foot position for relaxed comfort. Seat recline and slide functions let passengers tailor their position to further enhance ride comfort.





INTRODUCING RXL

The iconic RX line is extended by a third row. The all-new RX 350L feature three rows of uncompromising refinement for up to seven passengers. The models alluring design shares the same powerful stance and signature floating roofline with the rest of the line.



RXL INTERIOR

THE LUXURY OF SPACE

For the first time in an RX, second-row passengers can also enjoy the luxury of captain's chairs. The addition of a 50/50-split, power-folding third row with dedicated climate control and cargo space one would expect from large SUVs proves innovation is at the heart of both models.



LEXUS RX 24



LEXUS RX 25

THE POWER OF

RX 450h



Lexus RX 450h is powered by a 3.5-liter Atkinson cycle V6 engine augmented by the Lexus Hybrid Drive system for a total output of 308 horsepower.



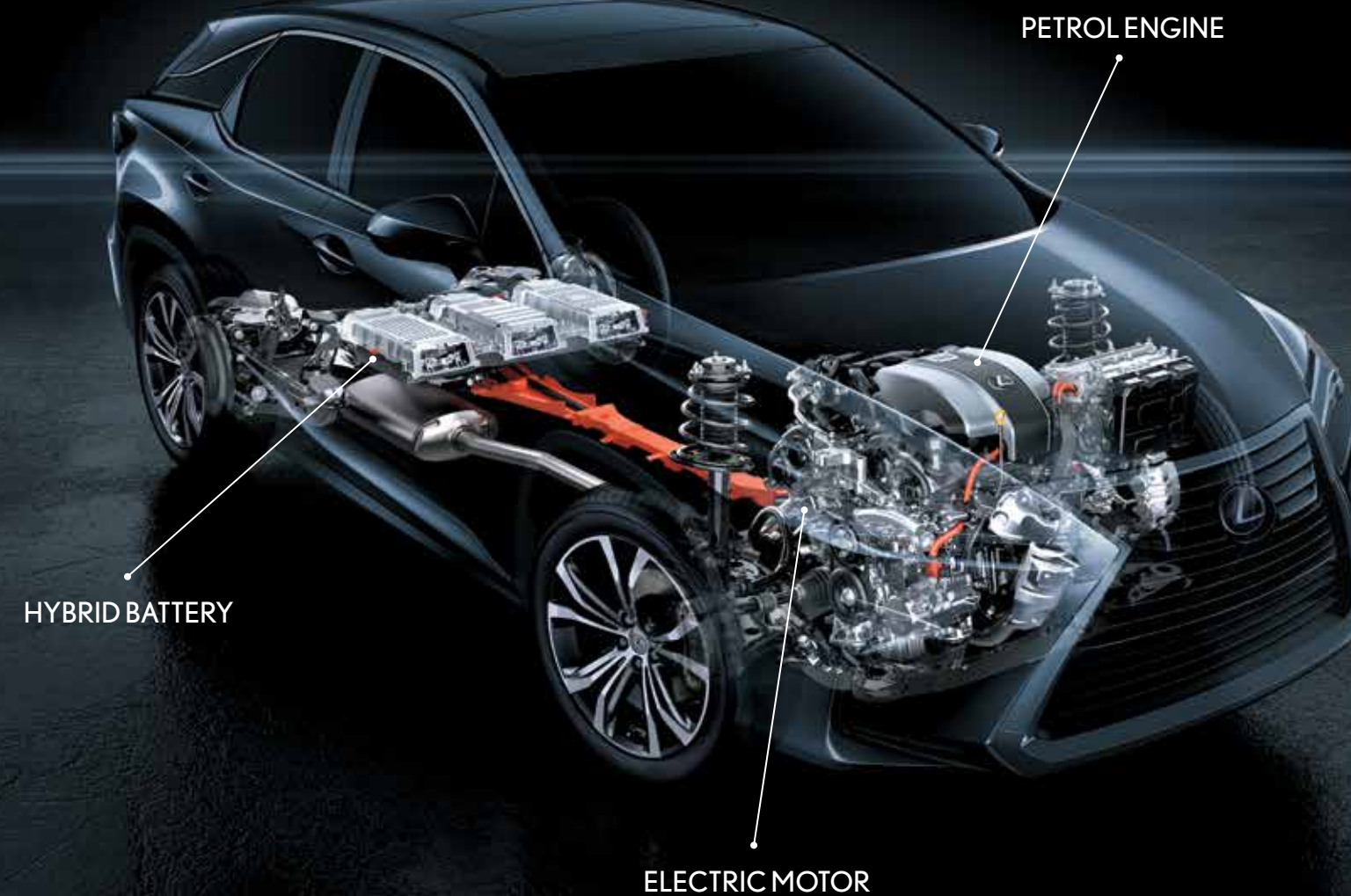
LEXUS HYBRID DRIVE

REWRITING THE RULES OF THE ROAD

Lexus Hybrid Drive (LHD) combines an advanced electric motor and powerful gasoline engine to deliver the perfectly balanced drive.

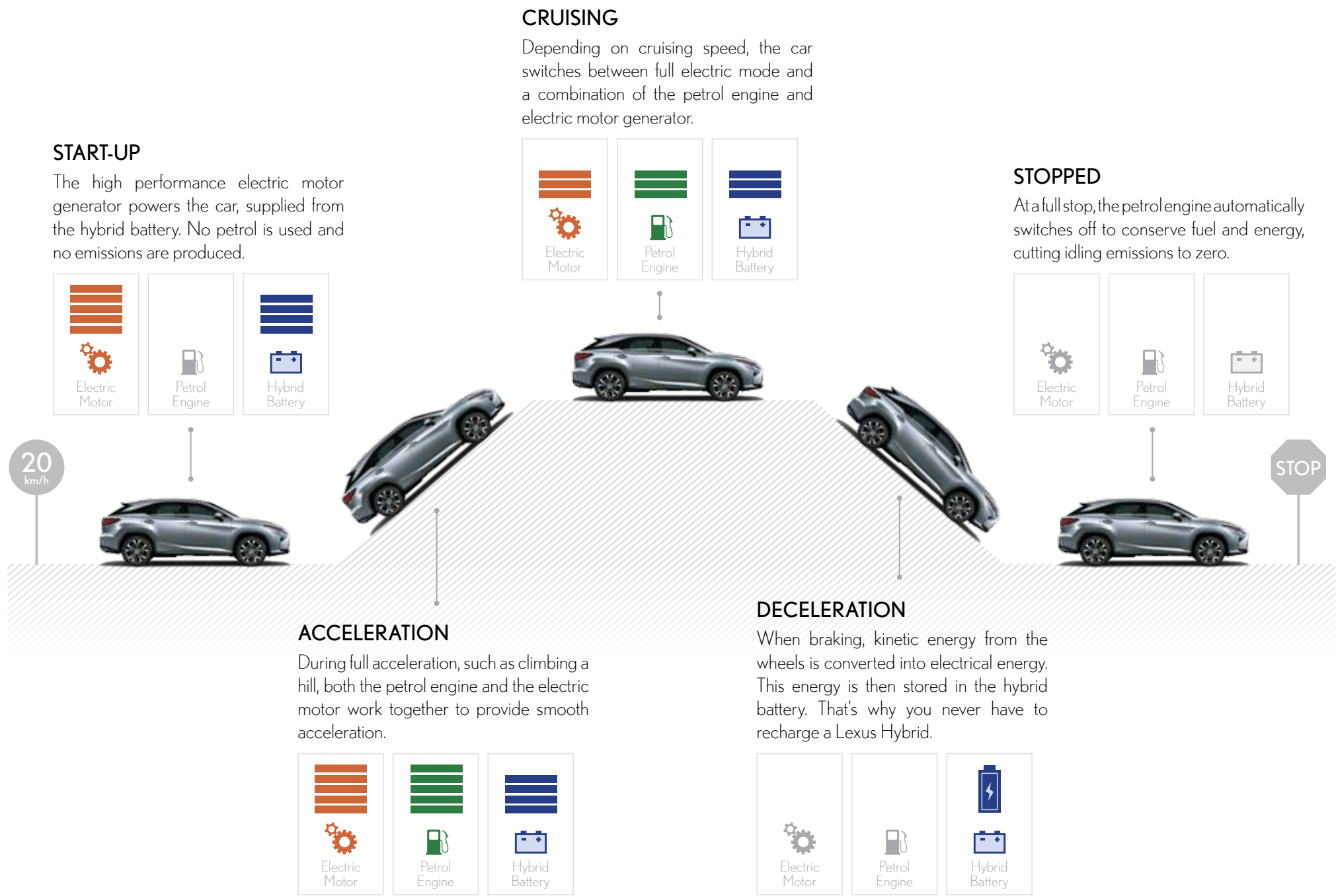
Like the very best conductors, LHD orchestrates peak performance from its twin powerplants while also dramatically improving fuel-efficiency.

When the electric motor operates alone, LHD provides a silent environment inside and outside the Lexus. It outputs zero CO₂ emissions, and even in concert with the gasoline engine, delivers a clean-running operation to complete the four pillars of the LHD experience.



LEXUS HYBRID TECHNOLOGY

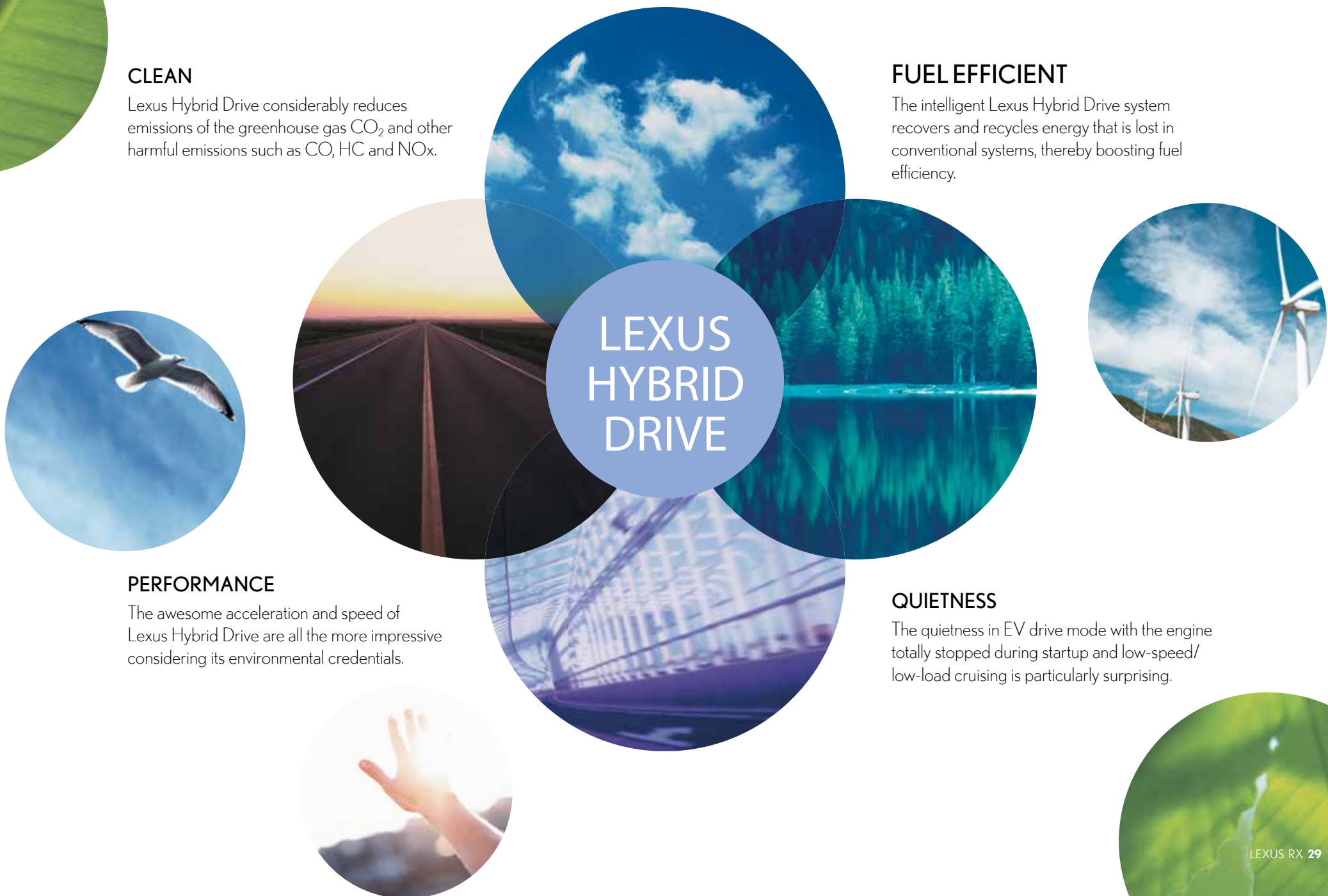
Whatever the speed and situation, the hybrid engine adapts quickly to produce the optimum combination of performance and efficiency in your drive.



PRACTICAL BENEFITS

Lexus Hybrid Drive powertrain technology increases available power while decreasing fuel consumption and emissions.

These benefits are grouped into Four Hybrid Principles:





01 / Hybrid system

For dynamic driving and exceptional environmental performance, Lexus Hybrid Drive intelligently combines the power of a highly-efficient 3.5-liter gasoline engine with electric power from a high-output motor.

02 / 3.5-liter V6 hybrid engine

The V6 hybrid Atkinson Cycle engine features Dual VVT-iW and advanced D-4S fuel injection system to deliver exciting performance with outstanding drivability, excellent fuel efficiency, and reduced emissions.*1.

03 / Metallic cover

The metallic cover of the lower rear bumper contributes to the excellent aerodynamics, with clean lines that communicate a subtle yet distinctive identity suitable for a hybrid.

04 / E-Four (Electric four-wheel drive)

E-Four uses a rear motor that operates independently from the front motor to optimize distribution of front and rear drive force. In addition, it features slip and yaw rate feedback controls, for excellent vehicle stability in a wide range of driving conditions.

*1 VVT-iW: Variable Valve Timing-intelligent Wide.
D-4S: Direct injection 4 stroke gasoline engine Superior version.



SAFETY

Enhancing driving pleasure, the RX integrates advanced active control technologies to assist safe driving and give you peace of mind.

The RX brings the future to life where it matters most, contributing to your peace of mind. An integrated approach to active safety begins with refining the packaging to provide excellent visibility, including thin front pillars and careful positioning of the door mirrors. It is complemented by advanced technologies to actively assist driving control. RCTA (Rear Cross Traffic Alert) and Parking Assist Monitor provide additional awareness while getting in and out of parking spaces, helping to achieve a level of safety appropriate for a premium SUV.

In the event of an accident, occupant protection is integrated into the core of the RX, with a high rigidity body structure designed to help disperse crash energy, and a high-strength body frame to help suppress distortion of the cabin. Inside the cabin, SRS (Supplemental Restraint System) airbags help reduce the impact to occupants in a collision.




LEXUS SAFETY SYSTEM

01 / Blind Spot Monitor System

When the quasi-millimeter-wave radars in the rear bumper detect vehicles in adjacent lanes that aren't visible in the door mirrors, the system activates a warning indicator in the relevant door mirror the moment a vehicle enters this blind spot.

02 / RCTA (Rear Cross Traffic Alert)

To assist safe reversing, RCTA uses quasi-millimeter-wave radars in the rear bumper to detect approaching vehicles in difficult-to-see areas behind the vehicle. When an approaching vehicle is detected, RCTA alerts the driver using a buzzer and indicator in the relevant door mirror.



03 / Parking Assist Monitor

The parking assist monitor displays parking guide lines on images captured by the back camera, supporting driving reverse, and is equipped with perpendicular parking mode and parallel parking mode.*1

04 / Drive-start Control

If an abnormal shift change from R to D, D to R, N to R, P to D, or P to R range is detected while accelerating, a warning is displayed in the multi-information display and power output is reduced to limit acceleration, helping to avoid a collision.

05 / 10 SRS airbags

The RX features dual-stage SRS airbags (front seats), SRS knee airbag (Driver's seat), SRS cushion airbag (Front passenger's seat) that supports seatbelt restraint by lifting the front edge of the seat cushion during a frontal collision, SRS side airbags (Front and outboard rear seats), and SRS curtain shield airbags (Front and rear door windows).*2

*1 Parallel parking mode is only available for vehicles equipped with the navigation system.

*2 The SRS airbags are supplemental devices to be used with the seatbelts. The driver and all passengers in the vehicle must wear their seatbelts properly at all times. Never install a rear-facing CRS (Child Restraint System) on the front passenger's seat. For a forward-facing CRS, it is recommended you use it in the rear seats. Please do not use accessories for the seats which cover the parts where the SRS side airbags should inflate. Such accessories may prevent the SRS side airbags from activating correctly, causing serious injury (Lexus genuine seat covers are specifically designed for models equipped with the SRS side airbags. To find out about availability in your area, please inquire at your local dealer). The photo shows all the SRS airbags activated for display purposes only (the SRS side and curtain shield airbags only inflate on the side of the collision in an actual accident). For details on these and other important safety features, be sure to read the owner's manual carefully.



EXTERIOR & INTERIOR
COLOURS

The noble elegance of intriguing exterior colours and distinctive trim combinations exude a seductive and glamorous depth befitting 'The Progressive Luxury SUV'



Sonic Quartz <085>



Platinum Silver Metallic <1J4>



Sonic Titanium <1J7>



Black <212>



Graphite Black Glass Flake <223>



Red Mica Crystal Shine <3R1>



Sleek Ecru Metallic <4U7>



Amber Crystal Shine <4X2>



Deep Blue Mica <8X5>



20-inch aluminum wheels

SMOOTH LEATHER>



Ivory



Noble Brown



Topaz Brown



Black

MAIN FEATURES

	RX350	RX350L	RX450h
EXTERIOR			
Windshield glass; acoustic glass, UV-cut function	•	•	•
Front door, rear door, back door and rear quarter window glass; UV-cut function	•	•	•
Moonroof; power tilt/slide, one-touch mode with jam protection system	•	•	•
Door mirrors; side turn signal lamp, auto folding, interlink with reverse gear	•	•	•
Door handles; foot area illumination	•	•	•

INTERIOR			
Optitron meter	•	•	•
4.2-inch colour TFT (Thin Film Transistor) multi-information display	•	•	•
Colour head-up display	NA	•	NA
Analog clock	•	•	•
Vanity mirrors and lamps (Front seats)	•	•	•
Overhead console LED lamp switches; touch type	•	•	•
Center console box	•	•	•
Wireless charger	•	•	•
Power outlets; 1 in centre cluster, 1 in centre console box, 1 in back of centre console box, 1 in side of luggage space	•	•	•
Cupholders (Front and outboard rear seats); height adjustment for front cupholders	•	•	•
Door pockets (Front and rear doors); bottle holders	•	•	•
Ambient illumination	•	•	•
Tonneau cover	•	•	•
Auto air conditioning system; S-FLOW control, independent temperature controls for front seats, clean air filter with pollen and odor removal function	•	•	•
Scuff plates	•	•	•

OPERATION			
Power tilt and telescopic steering column; auto-away/auto-return function	•	•	•
Steering wheel control switches	•	•	•
Hybrid Sequential Shift Matic	NA	NA	•
Multi-mode Automatic Transmission	•	•	NA
Drive mode select with Customize Mode	•	•	•
Position memory switches (Front seats); 3-memory	•	•	•
Cruise Control	•	•	•
Smart Entry & Start System	•	•	•
Parking Assist Monitor	•	•	•
Lexus parking assist-sensor	•	•	•
Touchless power back door; opening angle adjustment	•	•	•

	RX350	RX350L	RX450h
NAVIGATION AND AUDIO			
Lexus Navigation System	•	•	•
8-inch EMV (Electro Multi-Vision) display; Remote Touch Interface	•	•	•
Lexus RX Premium Sound System; AM/FM radio, in-dash DVD player, 12 speakers	•	•	•
Bluetooth function; hands-free calling	•	•	•
2 USB ports/mini-jack	•	•	•

SEATS			
8-way power front seats (Ventilated Seats)	•	•	•
2-way power lumbar support	•	•	•
40/20/40 split, folding 2nd row seats	•	•	•
50/50 split, power folding 3rd row seats	NA	•	NA

SAFETY			
Blind Spot Monitor System	•	•	•
RCTA (Rear Cross Traffic Alert)	•	•	•
Drive-start Control	•	•	•
TRC (Traction Control System)	•	•	•
VSC (Vehicle Stability Control)	•	•	•
ABS (Anti-lock Brake System) with EBD (Electronic Brake force Distribution)	•	•	•
Brake Assist system	•	•	•
Hill-start Assist Control	•	•	•
LED headlamps	•	•	•
LED DRL (Daytime Running Lamp)	•	•	•
LED front fog lamps	•	•	•
Automatic anti-glare interior mirror	•	•	•
Dual-stage SRS (Supplemental Restraint System) airbags (Front seats)	•	•	•
SRS knee airbag (Driver's seat)	•	•	•
SRS cushion airbag (Front passenger's seat)	•	•	•
SRS side airbags (Front and outboard rear seats)	•	•	•
SRS curtain shield airbags (Front and rear door windows)	•	•	•
WIL (Whiplash Injury Lessening) concept front seats	•	•	•
3-point ELR seatbelts (All seats)	•	•	•
Pretensioners and force limiters (Front and outboard rear seats)	•	•	•
Pretensioners (Outboard second row seats)	•	•	•
Anchor bars for fixing ISOFIX-compliant child seat (Outboard second row seats)	•	•	•
Security system; alarm, immobilizer system	•	•	•

SPECIFICATION CHART

	RX350	RX350L	RX450h
DIMENSIONS & WEIGHT			
Overall			
Length (mm)	4890	5000	4890
Width (mm)	1895		
Height (mm)	1690	1700	1685
Wheelbase (mm)	2790		
Tread			
Front (mm)	1640		
Rear (mm)	1630		
Curb Weight (kg)	1990-2085	2090-2150	2120-2210
Gross Vehicle Weight (kg)	2575	2720	2715
Fuel Tank Capacity (L)	82		
Turning Radius (m)	5.7		

CHASSIS	
Suspension	
Front	MacPherson strut type
Rear	Double wishbone type
Steering system:	Electric Power Steering (EPS)
Brake Front	Ventilated discs
Brake Rear	Ventilated discs
Min. turning radius (m)	5.8
Fuel Tank Capacity (L)	7265
Tires	235/55R20

*Specifications and equipment vary according to grade package selected. Please consult your sales consultant for details.

*Addition of extra features may change figures in this chart.

*Lexus reserves the right to alter any details of specifications and equipments without notice. Details of specifications and equipments are also subject to change to suit local conditions and requirements. Please enquire with our sales consultants for details.

	RX350	RX350L	RX450h
ENGINE			
Type	3.5 liter V6 Four Cam 24-valve Dual VVT-iW		
Piston displacement (cc)	3456		
Bore x Stroke (mm)	94.0 x 83.0		
Max. Output (hp/rpm)	296 / 6000		258 / 6000
Max. Torque (Nm/rpm)	370 / 4600-4700		335 / 4600
Fuel System	D-4S (Direct injection 4 stroke gasoline engine Superior version)		
Fuel Consumption (L/km)	9.6 / 100	10.2 / 100	5.7 / 100
Max. Speed (km/h)	200		

MOTOR GENERATOR (RX450h ONLY)	
Front motor: Type:	Permanent magnet motor
Max. output: (HP)	165
Max. torque: (Nm)	335
Rear motor Type:	Permanent magnet motor
Max. output: (HP)	67
Max. torque: (Nm)	139
Total system output: (HP)	308

BATTERY (RX450h ONLY)	
Type	Sealed Ni-MH (Nickel-Metal Hydride)
Modules	30
Connection method	Series
Capacity (Ah)	6.5

*Total system output from the engine and electric motors (using the battery), based on in-house measurements.



Addition of extra features may also change figures.
NBT (Brunei) Sdn Bhd reserves the right to alter any details of specifications and equipment without notice.

Note:
Vehicles pictured and specifications detailed in this catalogue may vary from models and equipment available in Brunei.
Actual interior features and colours may differ from pictures shown. Vehicle body colour might differ slightly from the printed photos in this catalogue.