

 LEXUS

LC

LC 500 / LC HYBRID




Sharp and refined, in every way.


LC » P2
CONTENTS » P25
COLOURS » P64
SPECIFICATIONS » P68
FEATURES » P69





*From the beauty of contrast comes the thrill of excitement,
just as the powerful land and graceful ocean converge
to form this unparalleled landscape.*





*Just because you're off work,
doesn't mean you turn off your inner engine.
You're driven to reach the heights beyond the summit.*





*Technology alone is not enough to get you there.
But neither is art.
The answer must surely lie at their intersection.*





*Surprises both tactile and visual await you.
Your body will perceive wonder,
before your head even has time to think.*





*Its power isn't for show.
Now agile, now smooth,
it empowers you to navigate your own road, your own way.*







*Wind, waves, sun.
How close can a man-made machine
come to recreating the thrill of nature?*





*Surpass conventional wisdom.
You're headed for amazement,
the still unknown that lies ahead.*





*The thrill of excitement will be never-ending,
as long as you keep your foot on the accelerator.*




LEXUS



CONCEPT



Inspired temptation. The alluring coupe lines instantly capture the heart, then quickly stir the soul with an exhilarating driving experience that further amplifies desire.





The stunning beauty, distinctive presence, and dynamic performance of the LC are the unconstrained realization of the 'Seduction & Technology' design concept. Close collaboration between the design and engineering teams confirmed the gorgeous form that seduces the eye, is matched by an exhilarating driving experience, in a fusion that only Lexus can achieve. The focused ergonomics of a cockpit geared to driving are

complemented by the integration of authentic materials, advanced technology and expert craftsmanship throughout the luxurious cabin. The sharp response and linear characteristics that connect the driver and car, leverage the refined evolution of the platform architecture and packaging, including the suspension, powertrain and drivetrain, to deliver the pure excitement of next generation Lexus sports driving.



DESIGN




Fusing seduction with technology, the avant-garde design blends dynamic proportions with elegant lines, and imbues the cabin with the sensual allure of an authentic luxury coupe.



EXTERIOR

The low center of gravity and dynamic stance of the taut body project a powerful presence, highlighting the bold three-dimensional form that accentuates the LC's coupe agility.



INTERIOR

The intuitive layout of the cockpit that invites spirited sports driving is complemented by the pleasurable comfort of the welcoming space that cocoons the passenger.



PERFORMANCE



The pursuit of fundamentals critical to realizing “Even Sharper, More Refined” driving performance, drove the development of an entirely new platform. It is the catalyst for the smooth linear steering, the feeling of connection with the vehicle in motion, and comfortable driving rhythm.



Note: Please inquire at your local dealer for details on the availability of features.

01 / FR (Front engine, Rear wheel drive) platform

The structural integrity that forms the core of the LC's next generation driving dynamics began with a "back to basics" examination of the platform architecture and its vital contribution to performance. To provide smooth maneuverability and stability, the moment of inertia which acts as resistance to the vehicle's rotational movement was reduced, and the center of gravity lowered to realize excellent steering stability. This was reinforced by positioning the wheels close to the corners, a wide stance with short overhangs, and balanced front-to-rear weight distribution, to realize responsive and natural vehicle behavior. In addition, both the horizontal and vertical distance between the center of gravity and the driver's hip point were brought closer together, heightening the feeling of connection between driver and car. The result is a layout that realizes driving close to the ideal, enhancing the coupe's responsiveness to driver inputs and giving a natural feel of the road. This dynamic platform also enables the beautiful body with its low-set engine and driving position, which is further refined by the sculpted aerodynamics.



01

02 / Multi material body

The design of the chassis was driven by a sharp focus on structural integrity to enhance the basic performance potential. Optimizing the layout and the use of aluminum and hot-stamp, high-tensile steel contribute to the lightweight, high rigidity body structure, reinforced by the use of body adhesives, laser welding and laser screw welding. To further lighten weight and lower the center of gravity, aluminum and CFRP (Carbon Fiber Reinforced Plastics) are used for a variety of components.



02

03



03 / Front and rear suspension

The innovative front and rear multi-link suspension features a double joint multi-link design which also enables the low hood line of the LC's alluring silhouette. Optimal tuning and the layout of each arm contribute to the linear steering feel, superb stability, and exceptional ride comfort of a premium sports coupe.

04 / Disc brakes

Large 20-inch disc brakes on the front and high-friction brake pads actuated by 6 opposed pistons on the front and 4 opposed pistons on the rear provide stable braking performance in diverse driving conditions. Monoblock aluminum calipers contribute to their light weight and excellent rigidity.*



04



05

05 / Drive mode select

Drive mode select provides integrated control of multiple systems to let you tune performance to suit your driving style. You can select and change between five modes: Normal, Eco, Comfort, Sport S and Sport S+ Modes. In addition, Custom Mode enables drivers to set their preferred settings for the powertrain, chassis and air conditioning.

* The brake system is designed for high loads. Therefore, certain speeds, braking forces, and ambient conditions such as temperature and humidity may cause brake noise.

To create the leading-edge performance expected of the flagship Lexus sports coupe, the core elements of performance were sharpened and refined to provide exceptional driving characteristics. The naturally aspirated 5.0-liter V8 engine delivers a feeling of continuous power for exhilarating driving. The Direct Shift-10AT heightens the speed and immediacy of gear shifting, with a rhythm that feeds driving control and excitement. Fine tuning of the engine exhaust and the use of a sound generator boost the immediacy of the aural experience, to further intensify driving pleasure.



06 / 5.0-liter V8 engine

The naturally aspirated V8 engine generates a dynamic feeling of limitless acceleration and powerful output for luxury sports car driving. Refining the intake and exhaust components enhances driving performance to realize an emotional driving experience.



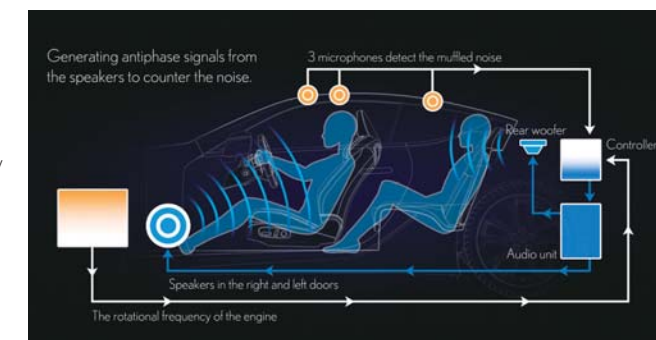
07 / Direct Shift-10AT

Feeding dynamic control for driving exhilaration, the close gear ratios of the advanced 10-speed automatic transmission realize equal intervals between gears and shifting, for quick rhythmical shift changes with a good tempo and upbeat engine sound as you accelerate through the gears. The wide gear ratio range enables powerful start-up acceleration, yet is exceedingly comfortable during high-speed cruising.



08 / Engine sound

The sound generator and generator hoses utilize pulses in the engine air intake to generate and harmonize 3 different high frequency tones during acceleration, producing a highly distinctive and sporty engine sound unique to the LC. An aural experience in its own right, the vibrant engine sound is enhanced by special sound-control valves in the exhaust that activate during start-up, producing a localized sound image that projects a feeling of space and depth.





LC HYBRID

To establish the LC's next-generation sports coupe credentials, we set out to shatter previous ideas about hybrid performance with the development of an advanced Multi Stage Hybrid System that generates exhilarating and emotional driving performance. It integrates a 3.5-liter V6 engine

that provides the acceleration from start-up of a V8 hybrid, delivered with the direct feeling unique to hybrid vehicles. This outstanding acceleration is enhanced by the excellent shifting rhythm enabled by the shift control of the Multi Stage Shift Device.




01 / Multi Stage Hybrid System

The Multi Stage Hybrid System's 10-speed shift control provides a direct acceleration feel that follows the increase in engine rpms, together with excellent shifting rhythm. The Multi Stage Shift Device varies the combined output of the engine and motor, amplifying engine power and increasing drive force by 24%. It utilizes engine speed in a wide range from low to high speeds, harnessing maximum engine output from 50km/h, as well as enabling high-speed driving at lower engine rpms for a quiet ride.



02 / 3.5-liter V6 engine

The hybrid system's V6 engine integrates advanced technologies that include Dual VVT-i (Intake side: VVT-iW) and D-4S fuel injection system. Lightweight components further contribute to both powerful driving and outstanding environmental performance. A focus on reducing friction losses in the engine helps boost peak output revolutions from 6000 to 6600rpm.*



03 / Driver Mind Index (DMI)

Working in tandem with the simulated 10-speed automatic transmission, DMI selects the optimum gear based on the driving environment and accelerator and brake pedal operation, to quickly match gear selection with the driver's intention.

04 / M-mode

The first hybrid vehicle to feature M-mode, it enables the driver to directly select and hold any gear using the paddle shift switches, to provide quick shift response to match their intention, for a dynamic hybrid sports driving experience.



* VVT-i: Variable Valve Timing-intelligent. VVT-iW: Variable Valve Timing-intelligent Wide. D-4S: Direct injection 4 stroke gasoline engine Superior version.



FEATURES



The quality and depth of the LC driving experience are forged in a sophisticated fusion of authentic materials, advanced technology, dedicated craftsmanship, and Lexus finesse in the quality details.



To realize the distinctive beauty and presence of the LC, the shape and surface treatment of each part of the body were carefully refined to produce the strikingly gorgeous whole. An innovative approach to detail blends form with function in the eye-catching front and rear lighting, door mirrors, and door handles. The cockpit and cabin show the same assured design and attention to detail. To help the driver

concentrate, driving controls are ergonomically positioned around the steering wheel, and information displays aligned on a single plane to reduce eye movement. Throughout the cabin, the beautiful craftsmanship and subtle integration of the L-motif pattern unify and deepen the luxury sports driving experience.



01 / 3-eye Bi-Beam LED headlamps

The sophisticated inverted trapezoid design of the 3-eye headlamps projects a high-tech image. The distinctive graphics accentuate a feeling of depth, and contrast with the arrowhead-shaped LED DRL (Daytime Running Lamp) that emits a subtle Lexus signature. The very compact unit contributes to the low hood, short overhang and lightweight body.



02 / LED rear combination lamps

The increasingly strong sequential illumination of the signature L-shaped rear combination lamps is created by an innovative multi-reflection effect using a one-way mirror. The lamp structure enhances illumination depth while enabling thin lamps that minimize intrusion into the luggage space.

03 / Door mirrors

The mirrors combine excellent visibility and refined aerodynamics in an eye-catching design. Cutting the inner side of the mirror enhances forward visibility between the pillar and mirror, while a slight curvature of the mirror provides wide visibility to the rear. The black upper sides of the mirror contribute to the visually compact design.



04 / Rear bumper

The spindle theme of the rear design emphasizes the LC's powerful stance and low center of gravity with a distinctive form that flows around the license plate, and in the shape and position of the muffler baffles and diffusers. The edge of the garnish connecting the muffler baffles smooths airflow over the bumper, further enhancing aerodynamics.

05 / Door handles

Fusing seductive beauty with aerodynamic function, a simple line on the door reveals the presence of the handle recessed flush with the surface. When carrying the Electronic Key, push the front of the handle and it unlocks the door and pops the handle out. Push the rear of the handle and it retracts automatically and locks the door. At night, integrated LED illumination guides you to the handle.*



* The mechanical key is built into the Electronic Key. Electronic Key caution: Radio waves may affect electric medical devices. Individuals with devices including cardiac pacemaker implants should keep them from coming close to the Smart Entry & Start System antennas. The transmission of radio waves can be disabled. Please inquire at your local dealer for details.

06 / 07



06 / Meter/10.3-inch EMV display/color head-up display

Evolved from the Lexus LFA supercar, the single central 8-inch color TFT (Thin Film Transistor) meter changes color and the information displayed with the drive mode selected, to communicate vital vehicle information at a glance. In addition, information from the multi-information system can be displayed either within the meter, or beside the meter when it slides to the side. The wide viewing angle of the large 10.3-inch EMV (Electro Multi-Vision) display provides the driver with clear audio and navigation system information. The large color head-up display projects frequently checked driving information and warnings on the lower windshield in the driver's line of sight, minimizing eye movement from the road ahead.

07 / Steering wheel

The Lexus focus on details is exemplified by the design of the steering wheel. Both the shape and cross-section of the steering wheel were analyzed in repeated road tests by Lexus Takumi craftsmen who measured the distribution of pressure on the palm while driving, to help fine-tune a grip profile that supports a natural grip and wrist movements while sports driving.

08 / Remote Touch Interface

The newly-developed, advanced touchpad surface enables simple touchpad operation, letting users interact intuitively with the audio and navigation systems on the 10.3-inch EMV display, providing easy control of both systems.



09 / Paddle shift switches

The size and positioning of the paddle shift switches were optimized so they can be operated without changing grip on the steering wheel. Their magnesium alloy finish contributes to their light weight and high rigidity, and also adds a luxury touch.

10 / Mark Levinson audio system

The audiophile-quality Mark Levinson Reference Surround Sound System incorporates an 11-channel amplifier that drives 13 speakers, to replicate a precise sound stage that reproduces the position and depth of each instrument. It incorporates Clari-Fi technology that intelligently restores high fidelity to music from compressed digital sources such as MP3.



Mark Levinson Reference Surround Sound System



11 / Front seats/Lexus Climate Concierge/Ventilated Seats

Beneath the beautiful handcrafted finish of the front seats is an innovative layered structure that separates the structures for the seat back and sides, enhancing the strength of the seat frame for lively sports driving. Additional refinements to the side cushioning to provide excellent lateral support, are complemented by concave shaping of the seat cushion to support the pelvis. The Lexus Climate Concierge automatically controls the cabin temperature and Ventilated Seats for the front seats. Suction-type seat ventilation eliminates the humid feeling associated with leather seats.

12 / One-touch easy access

For easy access to the rear seats, the walk-in function automatically slides the front seat forward and lowers the headrest when the lever in the shoulder of the front seatback is operated, and returns them to their original positions when the seatback is raised.

13 / Analog clock

The analog clock embodies Lexus luxury, functionality and simplicity. The thick metallic ring and subtle L-motif pattern on the dial plate harmonize with the sporty display zone design. Self-illuminating needles provide excellent legibility at night.



14 / Power front seats

Power adjustments enable tailoring of the front seat settings to optimize individual comfort and support. Their satin metallic switches impart a quality touch.

15 / LED ambient illumination

LED ambient illumination integrated into the door trim contributes to the feeling of luxury in the cabin, subtly shading and lighting the drape of the trim. It provides an elegant atmosphere that is different from its daytime face.





SAFETY



The LC's exhilarating sports coupe performance is underpinned by active and passive safety measures that utilize advanced technologies to deepen your peace of mind.





01 / Blind Spot Monitor System

When the quasi-millimeter-wave radars in the rear bumper detect vehicles in adjacent lanes that aren't visible in the door mirrors, the system activates an LED warning indicator in the relevant door mirror the moment a vehicle enters this blind spot.

02 / Rear Cross Traffic Alert (RCTA)

To assist safe reversing, RCTA uses quasi-millimeter-wave radars in the rear bumper to detect approaching vehicles in difficult-to-see areas behind the vehicle. When an approaching vehicle is detected, RCTA alerts the driver using a buzzer and an LED indicator in the relevant door mirror.



03 / Pop Up Hood (PUH)

The innovative PUH helps to provide pedestrian protection in the event of a frontal collision, and at the same time enables a sporty design with a low hood line. When sensors mounted in the front bumper determine that the vehicle has collided with a pedestrian, the hood instantly pops up on four fulcrum points to create a space to help absorb the impact force.

04 / SRS (Supplemental Restraint System) airbags

The LC features dual-stage SRS airbags (Front seats), SRS knee airbags (Front seats), SRS side airbags (Front seats) and SRS curtain shield airbags (Front and rear seats).^{*2}



^{*1} The system may not operate properly depending on the weather, road and vehicle conditions or other factors. Be sure to read the Owner's Manual carefully.

^{*2} The SRS airbags are supplemental devices to be used with the seatbelts. The driver and all passengers in the vehicle must wear their seatbelts properly at all times. Never install a rear-facing CRS (Child Restraint System) on the front passenger's seat. For a forward-facing CRS, it is recommended you use it in the rear seats. Please do not use accessories for the seats which cover the parts where the SRS side airbags should inflate. Such accessories may prevent the SRS side airbags from activating correctly, causing serious injury (Lexus genuine seat covers are specifically designed for models equipped with the SRS side airbags. To find out about availability in your area, please inquire at your local dealer). The photo shows all the SRS airbags activated for display purposes only (the SRS side and curtain shield airbags only inflate on the side of the collision in an actual accident). For details on these and other important safety features, be sure to read the Owner's Manual carefully.

SPORT PACKAGE



Taking exhilaration to a higher plane, the LC sport package hones precise sporting performance to unleash the thrill of emotional sports driving.





Further honing sporting performance, the sport package fine-tunes the LC's athletic prowess with exclusive enhancements. Visual clues are provided by a lightweight CFRP roof to reduce weight, and an active rear wing to boost downforce. In the cockpit, careful shaping of the front seats provides excellent holding support against lateral G forces,

including those experienced in race track driving. The sport package truly reveals its athletic prowess in assertive driving, with the responsive handling and control finessed by the integration of LDH and a Torsen LSD.



01 / Carbon Fiber Reinforced Plastics (CFRP) roof

At the Motomachi Plant in Japan, Takumi craftsmen apply carbon-forming technology developed for the Lexus LFA supercar. The use of CFRP creates a roof with strength and rigidity comparable to steel but with less weight, contributing to the low center of gravity at the heart of sports driving performance.

02 / Retractable Active rear wing spoiler

The retractable rear wing integrated in the trunk lid automatically deploys in response to higher vehicle speeds to provide aerodynamic downforce. The driver can also manually operate the wing using a switch on the instrument panel.



03 / CFRP scuff plates


CFRP scuff plates further reduce weight. The subtle contrast of the gloss/matte finish exudes a refined sporting quality.

04 / Sport package front seats

To provide excellent support against the lateral G forces experienced in sports driving, the seats use an innovative 'integrated foaming' structure, holding performance around the shoulder and lumbar support was enhanced, and they are finished with Alcantara on the center of the seatback and cushion.



05 / 06



05 / Lexus Dynamic Handling system (LDH)

LDH lifts driving performance to a higher plane. Together with EPS (Electric Power Steering), VGRS and DRS (Dynamic Rear Steering) control all four wheels independently to enhance the vehicle's limit while cornering, line trace performance and stability, to enjoy a higher level of sports driving.

06 / Variable Gear Ratio Steering (VGRS)

VGRS optimally controls the steering angle in response to vehicle speed and steering input, helping to realize excellent maneuverability and stability from low through to high speeds.

07 / Limited Slip Differential (Torsen LSD)

The torque-sensing LSD provides linear response to acceleration, contributing to excellent traction performance and handling, as well as stability in both straight-line driving and while cornering.

TAKUMI



Our Takumi craftsmen strive for perfection in every aspect of their work, actively seeking enhancements by applying constant care and dedication to their craftsmanship, blending their craftsmen's skills with the power of technology to better anticipate the future.



EXTERIOR & INTERIOR
COLORS

'Seduction & Technology' inspired the development of the LC's sophisticated color and material palettes, matching the eye-catching allure of the beautiful exterior colors with distinctive and very individual interior color combinations that exude sporty luxury.



White Nova Glass Flake <083>



Dark Gray Mica <1G0>



Sonic Silver <1J2>



Sonic Titanium <1J7>



Black <212>



Graphite Black Glass Flake <223>



Garnet Red Mica <3S0>



Radiant Red Contrast Layering <3T5>



Amber Crystal Shine <4X2>



Naples Yellow <5C1>



Deep Blue Mica <8X5>




21-inch aluminum wheels

<ALCANTARA>



Ocher <40>



Black <20>



Dark Rose <30>


<COLOUR COMBINATIONS>

	Alcantara		
	Ocher	Dark Rose	Black
White Nova Glass Flake <083>	●	●	●
Dark Gray Mica <1G0>	●	●	●
Sonic Silver <1J2>	●	●	●
Sonic Titanium <1J7>	●	●	●
Black <212>	●	●	●
Graphite Black Glass Flake <223>	●	●	●
Garnet Red Mica <350>	●	●	●
Radiant Red Contrast Layering <3T5>	●	●	●
Amber Crystal Shine <4X2>	●	●	●
Naples Yellow <5C1>	●	●	●
Deep Blue Mica <8X5>	●	●	●

● : Available combination.

SPECIFICATIONS

	LC 500	LC HYBRID
ENGINE		
Engine Type	V8 Engine, 32-valve DOHC, Dual VVT-i	V6 Engine, 24-valve DOHC, Dual VVT-iW
Transmission Type	10-speed Automatic Transmission	Multi-Stage Hybrid Transmission
Bore x Stroke	94.0 x 89.5 mm	94.0 x 83.0 mm
Displacement	4969 cc	3456 cc
Compression Ratio	12.3 : 1	13.0 : 1
Max. Output	351 kW (470 bhp) / 7100 rpm	220 kW (353 bhp) / 6600 rpm
Max. Torque	540 Nm / 4800 rpm	348 Nm / 4900 rpm
Max. Speed	270 km/h	250 km/h
Acceleration (0-100km/h)	4.7 sec	5.0 sec
Fuel Consumption (Combined)	11.6 L/100km [8.6 km/L]	6.7 L/100km [14.9 km/L]
CO2 Emission	267 g/km	152 g/km
LC HYBRID MOTOR AND BATTERY		
Motor Type		Permanent Magnet Synchronous Motor
Max. Output		132 kW
Max. Torque		300 Nm
Battery Type		Lithium-ion
Number of Battery Cells		84
CHASSIS		
Brake (Front)		Ventilated Disc
Brake (Rear)		Ventilated Disc
Suspension (Front)		Multi-link
Suspension (Rear)		Multi-link
Steering System		Electric Power Steering
MEASUREMENTS		
Length		4770 mm
Width		1920 mm
Height		1345 mm
Wheelbase		2870 mm
Tread (Front)		1630 mm
Tread (Rear)		1635 mm
Kerb Weight	1935 - 1970 kg	1985 - 2020 kg
Gross Vehicle Weight	2375 kg	2445 kg
Min. Ground Clearance	133 mm	140 mm
Min. Turning Radius	5.4 m	5.4 m
Boot Capacity	197 L	172 L
Fuel Tank Capacity	82 L	82 L



All specifications, information and features are accurate at the time of printing and are subject to change without notice.

FEATURES

	LC 500	LC HYBRID
EXHILARATING PERFORMANCE		
8" LFA-Inspired Sliding Digital Meter	•	•
Sports Steering Wheel	•	•
Paddle Shifters	•	•
Limited Slip Differential (LSD)	•	•
Retractable Active Rear Wing Spoiler	•	•
Mode Select (ECO/ Normal/ Sport / Sport S+)	4	5 (EV)
CFRP (Carbon Fiber Reinforced Plastics) Roof & Scuff Plate	•	•
ULTIMATE COMFORT		
Power Tilt and Telescopic Steering Column	•	•
Auto Retractable Wing Mirrors with Memory	•	•
Electrochromic (EC) Inside Rear View Mirror	•	•
Original Factory-fitted Sports Seats with Integrated Headrest	Alcantara	Alcantara
8-way Power Adjustable Front Seats	•	•
Memory Seats	D	D
Lumbar Support	•	•
Door Trim, Instrument Panel & Console Box	Alcantara	Alcantara
Dual- Zone Independent Climate Control	•	•
Air Ventilated Front Seats (Cooler + Heater)	•	•
Adaptive Variable Suspension (AVS)	•	•
INTUITIVE TECHNOLOGY		
SMART Keyless Go	•	•
LED Headlamps + Cornering Lamps	•	•
LED Daytime Running Lamps + Rear Fog Lamps	•	•
Cruise Control	•	•
Lexus Remote Touch Interface	•	•
Lexus Integrated Navigation System	•	•
10.3" Electro Multi Vision (EMV) Display with HighRes Playback	•	•
Lexus Climate Concierge	•	•
Touch Capacitive LED Light Switches	•	•
Ambient Illumination	•	•
AUDIO & ENTERTAINMENT		
USB x 2 / iPod Playback Function / AUX	•	•
AM/FM, DVD Player	•	•
Mark Levinson Surround Sound System with 13 Speakers	•	•
Phone Bluetooth	•	•
Miracast (Screen Sharing with Android Smartphone via Wifi)	•	•
360° PROTECTION		
8 SRS Airbags	•	•
Blind Spot Monitor (BSM)	•	•
Rear Cross Traffic Alert (RCTA)	•	•
Rear View Camera with Back Guide Monitor	•	•
Hill Start Assist Control	•	•
Vehicle Dynamic Integrated Management System (EPS + VSC + ABS + TRC + VGRS + DRS)	•	•
Lexus Parking Assist System with 8 Sensors	•	•
Pop Up Hood (4-Point)	•	•
RIMS & TYRES		
Bridgestone 245/40 + 275/35 RF 21 Forged Wheel with Runflat Tyres	•	•

Note: Vehicles illustrated, specifications and equipment detailed in this specification sheet may vary. Lexus reserves the right to alter any details of specifications and equipment without notice. Please consult your Lexus sales consultant for details.



BORNEO MOTORS (SINGAPORE) PTE LTD | 33 LENG KEE ROAD SINGAPORE 159102 TEL: 66-31-1388

LEXUS BOUTIQUE | MON-FRI: 9AM TO 6PM SAT: 9AM TO 7PM SUNDAY & PUBLIC HOLIDAYS: 10AM TO 6PM

LEXUS SERVICE CENTRE | MON-FRI: 8AM TO 5PM SAT: 8AM TO 12PM CLOSED ON SUNDAY & PUBLIC HOLIDAYS

WWW.LEXUS.COM.SG