


RX





EXTERIOR

The new RX makes a powerful visual statement that's impossible to ignore. Its sharpened appearance exudes rock-solid stability with its chrome-plated borders making any owner feel the vehicle's durability.

The new design brings out a stylish and sporty character through a sleek floating buttress that has never been seen before on a Lexus.



RX 350 STANDARD RX 350 F-SPORT RX 450 H HYBRID

F-sport Exclusive

- Steering Wheel With Paddle Shifter
- Meter Guage
- Brake and Accelerator Pedals/ Footrest
- Sport Front Seats
- Front Bumper and Grille
- Rear Bumper
- F-Sport Badge
- Door Garnish/ Scuff Plate
- Sport Alloy Wheel Design
- Sport Suspension/ Sport + Drive Mode
- Sound Generator

Function

Smart Entry	Smart Entry with Start/Stop Button		Smart Entry with Start/Stop Button
Power Back Door with Auto and Easy Closer	Without	With	With + Emblem Sensor
Cruise Control		With	With
Steering Wheel Multifunction Switches		With	With

Safety Active

Anti-Lock Brake System (ABS)	With		With
Brake Assist	With		With
Electronic Brake Force Distribution (EBD)	With		With
Vehicle Stability Control	With		With
Traction Control	With		With
Clearance and Reverse Sensors	With		With
Back-up Camera	With		With
Rain Sensing Wiper	With		With

Safety Passive

Driver and Front Passenger Airbag	With		With
Driver and Front Passenger Knee Airbag	With		With
Front and Rear Side Airbags with Curtain Shields	With		With

Audio

EMV + Navi with 9 Speakers	Premium EMV + Navi with 11 Speakers + Subwoofer	Premium EMV + Navi with 11 Speakers + Subwoofer
----------------------------	---	---

Security

Alarm System with Engine Immobilizer System	Alarm System with Engine Immobilizer System
---	---

	RX 350 STANDARD	RX 350 F-SPORT	RX 450 H HYBRID
Engine			
Model		2GR-FKS	2GR-FXS
Displacement (cc)		3456	3456
Type		V6 24-Valve DOHC VVT-iW (intake) VVT-i (exhaust)	V6 24-Valve DOHC Dual VVT-i
Max. Output		292hp/6200rpm	258hp/6000rpm
Max. Torque		360Nm/4700rpm	335Nm/4600rpm
Emissions		Euro 6	Euro 6
Motor Generator			
Type			Permanent Magnet Synchronous Motor
Front Motor Output / Torque			165hp / 335Nm
Rear Motor Output / Torque			67hp/139Nm
Battery Type			Nickel-Metal Hydride
Battery Voltage			288v
Total System Output			308hp
Transmission & Drivetrain			
Drive Type	Front Wheel Drive	All Wheel Drive	Part Time All Wheel Drive with Rear Electric Drive Motors
Transmission	8-Speed Sequential-Shift Automatic with ECT		Electronically-Controlled Continuously Variable Transmission
Chassis			
Suspension (Front)	Independent MacPherson Strut with Coil Springs and Stabilizer		Independent MacPherson Strut with Coil Springs and Stabilizer
Suspension (Rear)	Double Wishbone with Coil Springs and Stabilizer		Double Wishbone with Coil Springs and Stabilizer
Steering	Electric Power Steering		Electric Power Steering
Brake (Front)	Ventilated Disc		Ventilated Disc
Brake (Rear)	Disc		Disc
Regenerative Braking System	Without		With
Dimension			
Length (mm)		4890	4890
Width (mm)		1895	1895
Height (mm)	1690		1710
Wheelbase (mm)		2790	2790
Curb Weight (kg)		2085	2210
Gross Vehicle Weight (kg)		2575	2715
Exterior			
Head Lamps	LED Base		LED
Daytime Running Lights		With LED	With LED
Front Fog Lamps			LED
Cornering Lamps	Without		With LED Sequential
Front Turn Signal	With		LED Sequential
Power Moonroof	Without		Tilt & Slide Moon Roof
Rear Turn Signal	LED		LED Sequential
Rear Fog Lamps		With	With
Tires & Wheels	235/55 R20		235/55 R20 Hi
Exterior Side Mirror	Electrochromic Auto-Dimming with Turn Without		Electrochromic Auto-Dimming with Turn Lamps and Memory With
Roof Rail			With
Windshield Glass		Acoustic Windshield	Acoustic Windshield
Interior			
Interior Trim	Leather + Film	Leather + Aluminum	Leather + Wood
Power Seat Adjustment		DP:8-Way with D Memory DP:2 Way	DP:10-Way w/ Memory DP:4 Way
Power Lumbar Support			DP Ventilation
Front Seat Airconditioner	Without		40:20:40 Power Fold Premium Leather
Front Seat Airconditioner	40:20:40 Manual Fold		Wood
Rear Seat		Leather	Power Tilt/Telescopic
Seat Material			Electrochromic Auto-Dimming
Steering Wheel	Leather		Electric
Steering Column			4.2 in Color TFT
Inside Rear View Mirror			Dual-Zone Automatic Aircon with Auto Recirculation
Parking Brake			
Multi-Information Display			
Aircon System			



INTERIOR



You don't miss out on comfort and luxury when inside the new RX. This vehicle was designed with a specially-finished ornamentation that gives those inside an extra feel of exclusivity. While the interior not only benefits the driver, the occupants are treated to better leg and knee space and a beautiful panoramic experience with the RX's extensive cabin.



EXTERIOR COLORS

RX 350 F-SPORT



White Nove Glass Flake

RX 350 STANDARD and RX 450 H



Amber Crystal Shine



Sleek Ecrú Metallic



Sonic Quartz

RX 350 F-SPOT / RX 350 STANDARD / RX 450 H



Black



Deep Blue Mica



Graphite Black Glass Flake



Mercury Gray Mica



Platinum Silver Metallic



Red Mica Crystal Shine



Sonic Titanium

MAGWHEELS



F-SPORT



PREMIER



HYBRID

INTERIOR COLORS


TEXTURES



Walnut



Bamboo



Shimamoku



Laser Cut Wood


LEATHERS



Rich Cream




Topaz Brown



Ivory



Noble Brown



Black