



IS

 LEXUS

## THE NEW LEXUS IS DRIVEN BY THE DRIVEN

"At the heart of our approach to developing the next generation IS was our ultimate aim of creating inspired sports driving that embodies the IS spirit. To achieve this, we reversed the development process by building the car first and experiencing the results, and then developed the individual elements required to realize the driving pleasure and breakthrough performance we were after. The results are easy to judge for yourself. Just take hold of the steering wheel, depress the accelerator, and drive. From this point, let your body and soul do the understanding."

JUNICHI FURUYAMA, IS Chief Engineer



## EXTREME DRIVING PLEASURE THAT'S NOT FOR THE MEEK

The dynamic styling boldly expresses sporting performance, from the muscular stance and aggressive signature spindle grille, to the sculpted lines of the front and rear lighting. At the core of the exhilarating performance is a lightweight yet rigid body and optimized suspension, while your driving pleasure is taken to new dimensions with a low-set sports driving position, and 6-speed transmission.

Driving exhilaration is further evolved through the range of exclusive features in the F SPORT package. In the spacious cabin, the IS' sporting prowess is complemented by the refined interior design, integrated multimedia systems, and luxurious finishes for that pampered feeling.



THE PERFECT MIX OF  
**AGGRESSIVENESS AND ELEGANCE**

The spindle grille and Daytime Running Lights  
deliver a commanding road presence.

HERE COMES  
**THE PACK LEADER**

With head-turning looks and performance engineered to  
perfection, the new Lexus IS leaves rivals trailing behind.



GIVE THE WORLD  
**SOMETHING TO TALK ABOUT**

Proving once again that agility and power can co-exist.



THE CAR THAT RESPONDS  
**TO YOUR EVERY MOVE**

Every move you make instantly  
generates an incisive response.





CELEBRATE THE SPIRIT  
**OF SPORTING EXCELLENCE**

Expressive form fuses with refined function to achieve dynamic harmony.

NEVER LOSE CONTROL

The new IS perfects precision and handling,  
letting you enjoy a smooth and controlled drive.



DISTINCTIVE LINES BLEND  
**WITH SCULPTED CURVES**

Every angle demands attention, whether  
it is hugging corners or standing still.



LET LUXURY  
**TAKE THE WHEEL**

Detailed trimmings and luxurious touches throughout  
the dashboard give a new meaning to inner beauty.

INDULGE IN YOUR  
**PERSONAL SPACE**

Spacious and inviting interior delivers  
unparalleled driving pleasure.



## IGNITE EXHILARATION

Feed the passion, indulge in your love of sport. Much more than an attitude, it's a performance-focused way of life.

## IT'S TIME TO SHOW THE WORLD YOUR SPORTY SIDE

The new Lexus IS F SPORT treads the line of sportiness and luxury.



## ESCAPE MONOTONY

Performance at the speed of light.







## F SPORT FEATURES:



### / EXCLUSIVE FRONT BUMPER AND GRILLE

The bold aggressive face of the F SPORT variant with the dramatic spindle grille exudes high performance. The exclusive grille design has a high pinch point, changing mesh shape from top to bottom, and large lower grille that, together with brake ducts in the front bumper, draws in a large volume of air for cooling.



### / 18-INCH ALUMINUM WHEELS

On the road, the F SPORT aggressively states its intent. The exclusive F SPORT wheels feature a taut Y-shape spoke design that originates from the Lexus LFA V10 supercar, marking this F SPORT as a direct descendant of the LFA bloodline, and powerfully expressing its performance characteristics.



### / F SPORT EMBLEM

The F SPORT emblems on the front fenders confirm the sports driving heritage of the F SPORT and highlight its motorsport-inspired DNA, seen in the aggressive design influences and advanced sports driving features such as the exclusive meter, and wheels inherited directly from the Lexus LFA.



#### / F SPORT INSTRUMENT PANEL

A highlight of the sports-focused driving environment, the exclusive 3-spoke F SPORT steering wheel is designed for precise sporting control. Close attention was paid to the cross section shape for excellent feel and grip in the driver's hands, and is complemented by the dimpled leather finish. Integrated paddle shift switches are also available for dynamic manual gear changes that are at the heart of authentic sports driving.



#### / F SPORT EXCLUSIVE METER

A sophisticated instrumentation interface brings the driver and the IS together for a dynamic sports driving experience. The innovative meter is a direct evolution of the groundbreaking design and functionality of the meter in the Lexus LFA. The single dial takes center stage with a combination of Lexus sophistication and cutting-edge precision. In addition to showing information in a clear and logical manner, the meter ring display changes to reflect the drive mode selected, and the ring slides to the side to display multimedia menus when the driver activates the multimedia systems.



#### / WEDGE METAL TRIM

The F SPORT expression of the Lexus design philosophy of 'Intriguing Elegance', seen in the refined finish throughout the cabin, is exemplified by the exclusive trim. The thinly machined metal film is finished with a fine 3D-patterned surface, creating a sophisticated visual depth that adds a subtle sporting aura to the interior.



#### / F SPORT FRONT SEATS

The low-set front sports seats were made using an innovative 'integrated foaming' process that firmly attaches the internal foam to the seat upholstery, eliminating wrinkles and movement of the upholstery. They provide firm support and excellent holding performance when subjected to the lateral G forces of sports driving, as well as refined comfort.



#### / EXCLUSIVE SCUFF PLATES

Refined details throughout the cabin project an aggressive image of sports performance, providing deft touches that enhance the F SPORT driving experience. One example is the black Lexus logo inscribed on the scuff plates that ignites your expectations the moment you open the door.



#### / F SPORT SHIFT LEVER

With a keen focus on sports driving pleasure, the IS' exclusive shift lever highlights the desire for precision – realized in the short stroke of the shift lever with its rounded, easy-to-grip shift knob that also supports fast intuitive operation. It also features a touch of luxury with its bright silver and dimpled leather finish.



#### / ALUMINUM PEDALS

The aluminum pedals highlight the strong influence of motorsport design heritage in the development of the F SPORT package. The drilled metal pedals with rubber insets to prevent slipping also offer a bold, dynamic feeling of sporting control.



#### / F SPORT EXCLUSIVE SUSPENSION

The F SPORT suspension was designed to deliver damping characteristics that suit sports driving sensibilities, offering a natural feeling in response to road conditions and vehicle behavior. To achieve this, exclusive tuning of both the double wishbone front suspension and multi-link rear suspension included the

coil springs, shock absorbers and other components, together with the EPS. In addition, AVS intelligently controls the damping force of the shock absorbers on all four wheels in response to driver input and road surface conditions, helping to achieve natural smooth changes in vehicle behavior.\*

\* AVS: Adaptive Variable Suspension system.

UNRIVALLED ECO-FRIENDLINESS  
UNPARALLELED DRIVING EXPERIENCE

Not just an eco-friendly car, the new Lexus IS is also a top performer in its league, delivering speeds and performance like no other.



# POWER IN ITS MOST ECO-FRIENDLY FORM



## / HYBRID SYSTEM

Giving you the best of both worlds, dynamic sports driving and exceptional environmental performance, the Lexus Hybrid Drive intelligently combines the power of a highly-efficient 2.5-liter, 4-cylinder Atkinson Cycle gasoline engine with the electric power from a high-output motor to provide a beautifully smooth and balanced drive.



## / 2.5-LITER 4-CYLINDER ENGINE

Designed exclusively for hybrid models, this 2.5-liter Atkinson Cycle engine integrates advanced technologies that include a D-4S fuel injection system and Dual VVT-i, enabling it to generate high power output together with excellent fuel efficiency. It also contributes to a luxuriously quiet cabin – a Lexus hallmark.

\* D-4S: Direct-injection 4-stroke Superior version. VVT-i: Variable Valve Timing-intelligent.



## / POWER CONTROL UNIT

The brain of the Lexus Hybrid Drive, it optimizes control of DC electricity from the battery and AC electricity for driving the motor and generator. It also boosts battery voltage for extracting maximum power from the motor and generator. Integrating the unit with the DC-DC converter contributes to its compact form, and enhances available space in the trunk.



## / COMPACT BATTERY

The compact form of the battery pack enables installation under the trunk space deck, contributing to the ample space. The use of advanced materials and optimal layout of components contribute to excellent cooling performance and quietness. Strategic structural reinforcements around the battery help ensure safety performance.



## / REAR STYLING

The lower rear bumper was designed specifically for hybrid models, with fin shapes on the underside to enhance aerodynamics and fuel efficiency. The unique bumper design conceals the dual tailpipes, further contributing to the distinctive hybrid identity.



## / REGENERATIVE BRAKING

The intelligent energy efficiency of the hybrid system is exemplified by the regenerative brake system. It activates the motor as a generator while decelerating and braking, converting the moving vehicle's kinetic energy into electric energy and using it to charge the battery.



## / HYBRID SYSTEM INDICATOR

To help support eco-friendly driving, which is determined by the combined output of motor and engine, the indicator displays the real-time status of the hybrid system output and regeneration in areas that show 'Charge', 'Eco' and 'Power' operation.

## IS TECHNOLOGY AND SPECIFICATIONS



### / TAKE CHARGE

#### SUSPENSION

A key component of the IS' exhilarating sports driving performance is a suspension system that is both agile yet stable, inspiring confidence with superb grip and excellent response to steering input. To achieve these demanding and very sports driver-friendly characteristics, each element of the double wishbone front suspension was fine-tuned, and the stabilizer refined to provide superb steering response and feel, helping to reduce roll while cornering, and contributing to ride comfort. The multi-link rear suspension was fine-tuned to realize excellent grip performance and steering response, and the coil springs and shock absorbers mounted separately to provide efficient shock absorption and excellent ride comfort. At the same time, its intelligent layout helps realize ample space in the luggage compartment.



### / RIDING HIGH, STAYING GROUNDED

#### CHASSIS

The unseen foundation of the IS' direct and engaging sports handling, stability and ride comfort is a high rigidity body structure. To achieve the balance of low weight with excellent rigidity that makes this sports performance possible, it required the adoption of innovative production techniques. They include the extensive use of body adhesives that enable the joining of panels over an extended area, and laser screw welding. In combination with the use of hot-stamped and high-tensile steel sheeting for reinforcement and critical components, the result is a lightweight chassis with outstanding rigidity and vibration damping characteristics. It provides an excellent foundation for the agile responsive handling and smooth ride that shape the IS' sports driving pleasure.

# DRIVING DYNAMICS



## / 2.5-LITER V6 ENGINE

The 2.5-liter engine featuring Dual VVT-i balances the delivery of free-flowing power for agile responsive sports driving, coupled with excellent fuel efficiency. It incorporates a D-4 fuel injection system which injects highly-compressed fuel directly into the cylinders, further contributing to excellent engine efficiency in all rpm ranges.

*\*1 D-4S: Direct-injection 4-stroke Superior-version. VVT-i: Variable Valve Timing-intelligent. \*2 D-4: Direct-injection 4-stroke.*



## / SOUND GENERATOR (IS 250 F SPORT only)

An inspired refinement that heightens the thrill of sports driving is a finely-tuned intake sound generator that creates an emotional note to complement the exhilarating power. It boosts the sound pressure level of specific frequencies in the engine air intake, to introduce a distinctly sporty engine sound when you accelerate in the mid-to-high rpm ranges.



## / DRIVE MODE SELECTOR

It integrates control of multiple systems so you can tune the performance of the IS to suit your driving style. Selecting Eco Mode changes the engine output, throttle control and air conditioning characteristics required for fuel-efficient eco-driving. Sport/Sport S Mode refines the powertrain settings and amount of EPS (Electric Power Steering) steering assist for excellent acceleration and sports steering feel. In addition, Sport S+ Mode (Available only in F SPORT) refines the powertrain and chassis settings for dynamic sports driving.

# ADVANCED SAFETY



## / EIGHT AIRBAGS

The IS features eight sensor-controlled SRS airbags together with pretensioners and force limiters of the front seatbelts. Front occupants are protected by dual-stage SRS driver airbag, dual-stage SRS front passenger airbag, SRS knee airbags and SRS side airbags. SRS curtain shield airbags cover the front and rear door windows.



## / POP UP HOOD

The innovative PUH provides pedestrian protection in the event of a frontal collision, and at the same time enables a sporty design with a low hood line. When the sensors mounted in the front bumper determine that the vehicle has collided with a pedestrian, the hood instantly pops up to create a space to absorb the impact force.

*\*1 The SRS (Supplemental Restraint System) airbags are supplemental devices to be used with the seatbelts.*

# EXTERIOR AND INTERIOR FEATURES



## / MULTIMEDIA COORDINATION FUNCTION

This function coordinates the display of information from the multimedia systems on the 7-inch EMV (Electro Multi-Vision) display in the center of the instrument panel and the 4.2-inch TFT (Thin Film Transistor) multi-information display in the center of the meter cluster. For convenience and easy control, the audio system, incoming mobile calls, and some navigation information on the EMV display can be displayed on the multi-information display, and controlled using switches on the steering wheel.



## / REMOTE TOUCH CONTROLLER

The IS' user-focused approach to advanced technology is evident in the simple touch control of the Remote Touch, which lets users interact intuitively with the navigation and audio systems on the 7-inch EMV display with the same ease of use as a computer mouse. Its natural slide operation gives quick response while scrolling maps and doing route searches.



## / MARK LEVINSON PREMIUM SURROUND SYSTEM (IS 250 F SPORT and IS 300h only)

The Mark Levinson Premium Surround Sound System features a compact 12-channel amplifier to drive 15 GreenEdge ultra-high efficiency speakers that generate outstanding output while significantly reducing energy consumption. A 5.1-channel surround system contributes to the high fidelity, concert hall-quality sound. The Auto Volume System automatically adjusts the audio system volume to complement the genre of each song as it is played.



## / 2 USB PORTS/MINI-JACK

The audio system is equipped with two USB ports, one that enables the playing of music on connected USB devices in a number of audio formats, including MP3 and WMA (Windows Media Audio), and one that can be used for charging smartphones and other devices.



## / LEXUS DISPLAY AUDIO CONTROLLER (IS 250 only)

This system's 8-direction joystick makes for convenient operation of the 7-inch display in the center of the instrument panel.



## / OPTITRON METERS

The easy-to-read, self-illuminating 2-eye Optitron meters provide vital driving information at a glance. The illumination of the multi-information display in the center of the meters changes color to highlight the drive mode selected.

*The screen displays pictured on these pages may vary from models available in your area.*



### / ANALOG CLOCK

An understated focal point in the center of the instrument panel, this elegant analog clock expresses the Lexus qualities of simplicity, functionality and precision. The self-illuminating dial plate with contemporary 3-dimensional scales is stylish and refined, ensuring excellent legibility, day or night.



### / ACCENT STITCHING

The selection of special material for the meter hood and use of accent stitching, such as on the meter hood and kneepads, highlight Lexus craftsmanship and attention to detail. The finish with its single line of accent stitching emphasizes the performance focus of the IS, adding a refined note to its singular sports driving experience.



### / ELECTROSTATIC TEMPERATURE CONTROL SWITCHES

Highlighting the IS' leading-edge credentials, the innovative electrostatic temperature controls located in the center console enable quick and intuitive operation of the air conditioner with the touch of a finger. To optimize individual comfort, temperature settings for the driver and front passenger seats can be set separately.



### / QUILTED SEAT CUSHIONS

The renowned Lexus attention to detail, refined through the sport-focused approach of the IS, is evident in the quilted seat cushions. Emphasizing the 3-dimensional feel of the material, they accentuate the dynamic expression of athletic strength and sporty ambience of the interior.



### / VENTILATED FRONT SEATS

Ventilated Seats for the front provide individual comfort. They use an integrated blower-type fan that provides quick and powerful performance, pushing air through the seatback and seat cushion to eliminate the humid feeling associated with leather seats.



### / LEATHER STEERING WHEEL

Providing a comfortable grip for sports control, the stylish design features a large circular pad in the center that contrasts with the thin metallic base plate. The prominent Lexus L emblem and quality leather finish add a luxurious touch to the IS' sports driving experience.



### / REAR SEAT SPACE

The extended vehicle dimensions including the wheelbase create the foundation for the outstanding comfort of the spacious cabin. It is especially noticeable in the rear seats where the thin front seatbacks and good space around the knees contribute to excellent legroom and access, providing even more reason to share the IS' sports driving pleasure with family and friends.



### / 60/40 SPLIT, FOLD-DOWN REAR SEATBACKS

60/40 split, fold-down rear seatbacks combine with ample trunk space to provide versatile and flexible luggage carrying capacity. The fold-down mechanism makes it easy to fold down one or both sides of the 60/40 split rear seatbacks to enable the carrying of items approximately 150cm in length.



### / TRUNK CAPACITY

Balancing exhilarating performance with thoughtful functionality is a hallmark of Lexus. A good example is the intelligent layout of the rear suspension, which contributes to the ample capacity of the trunk, with room for three full-size (9.5-inch) golf bags.



### / KNEE PADS

Complementing the low-set position of the front seats, knee pads on both sides of the center console were carefully shaped and positioned to provide support during sports driving. For the driver, it contributes to a stable and comfortable posture during hard driving, and a soft finishing touch to the snug feeling of the cockpit.



### / POWER FRONT SEATS

The front seats have 8-way power adjustments to let individuals tailor the optimum position of comfort and support required for focused sports driving according to their physiques. The adjustments include slide, tilt, lift and recline. The driver's seat also features lumbar support adjustment.




### / POWER REAR WINDOW SUNSHADE


Power controls for this convenient sunshade make it easy to provide shade and privacy in the rear seats. For a clear field of view when reversing, it automatically retracts when reverse gear is engaged.




# LEXUS IS EXTERIOR COLOR



STARLIGHT BLACK 217



WHITE PEARL CRYSTAL SHINE 077



SONIC TITANIUM 1J7



MERCURY GRAY MICA 1H9




WHITE NOVA GLASS FLAKE 083

EXTERIOR COLOR	CODE	IS 250	IS 250 LUXURY	IS 250 F SPORT	IS 300h
STARLIGHT BLACK	217	○	○	○	○
WHITE PEARL CS	077	○	○		○
SONIC TITANIUM	1J7	○	○	○	○
MERCURY GRAY MC	1H9	○	○	○	○
WHITE NOVA GF	083			○	

# LEXUS IS INTERIOR COLOR

## LEATHER



BLACK



LIGHT GRAY



TOPAZ BROWN



DARK ROSE

## TRIM



BLACK




DARK GRAY



WEDGE METAL

LEATHER	CODE	IS 250	IS 250 LUXURY	IS 250 F SPORT	IS 300h
BLACK	20	○	○	○	○
LIGHT GRAY	10	○	○		○
TOPAZ BROWN	50		○	○	○
DARK ROSE	30			○	
TRIM					
BLACK		○			
DARK GRAY			○		○
WEDGE METAL				○	

# LEXUS IS



DIMENSIONS AND WEIGHT			IS 250	IS 250 LUXURY	IS 250 F SPORT	IS 300h
OVERALL	<i>length</i>	<i>mm</i>	4,665			
	<i>width</i>	<i>mm</i>	1,810			
	<i>height</i>	<i>mm</i>	1,430			
	<i>wheelbase</i>	<i>mm</i>	2,800			
TREAD	<i>front</i>	<i>mm</i>	1,535			
	<i>rear</i>	<i>mm</i>	1,550	1,540		1,550
KERB WEIGHT	<i>kg</i>		1,555			1,635
GROSS VEHICLE WEIGHT	<i>kg</i>		2,070			2,145
MIN. GROUND CLEARANCE	<i>mm</i>		135			
BOOT CAPACITY	<i>litre</i>		480			450
FUEL TANK CAPACITY	<i>litre</i>		66			
MIN. TURNING RADIUS	<i>m</i>		5.2			

ENGINE		IS 250	IS 250 LUXURY	IS 250 F SPORT	IS 300h
TYPE			24V DOHC V6		16V DOHC Inline 4
VARIABLE VALVE TIMING			Dual VVT-i		Dual VVT-i
DISPLACEMENT	<i>cc</i>		2,499		2,494
BORE AND STROKE	<i>mm</i>		83.0 × 77.0		90.0 × 98.0
COMPRESSION RATIO			12.0 : 1		13.0 : 1
MAX. OUTPUT	<i>bhp / rpm</i>		205 / 6,400		178 / 6000
MAX. TORQUE	<i>nm / rpm</i>		252 / 4,800		221 / 4200 - 5400
FUEL SYSTEM			D4 Direct Fuel Injector		D-4S Direct Fuel Injector
ACCELERATION 0-100KM/H	<i>sec</i>		8.1		8.5
TOP SPEED	<i>km/h</i>		225		200

HYBRID SYSTEM		PETROL SYSTEM	HYBRID SYSTEM
SYSTEM COMBINED OUTPUT		-	164 kW (220 hp)
MOTOR	<i>max output</i>	-	105 kW
	<i>max torque</i>	-	300 Nm
MAXIMUM SYSTEM VOLTAGE	<i>V</i>	-	650
BATTERY	<i>type</i>	-	NiMH
	<i>modules</i>	-	192 Cells

CHASSIS				
TRANSMISSION		6-Speed AT sequential, Super ECT with AI Shift		Electronically-controlled Continuously Variable Transmission (E-CVT)
SUSPENSION	<i>front</i>	Double Wishbone		
	<i>rear</i>	Multi-Link		
ADAPTIVE SUSPENSION		W/O	With	W/O
BRAKES	<i>front</i>	Ventilated		
	<i>rear</i>	Ventilated		
STABILIZER BAR	<i>front</i>	With		
	<i>rear</i>	With		
STEERING GEAR TYPE		Rack and Pinion		
POWER STEERING TYPE		EPS		
TYRES		225/45 R17	225/40 R18 (Front) + 255/35 R18 (Rear)	
WHEELS		Alloy 17" × 7.5J	Alloy 18" × 8J (Front) + Alloy 18" × 8.5J (Rear)	
			225/45 R17 (Runflat)	
			Alloy 17" × 7.5J	

EXTERIOR	IS 250	IS 250 LUXURY	IS 250 F SPORT	IS 300h
HEADLAMPS	HID (Xenon)			LED
			With	
			With	
LED DAYTIME RUNNING LIGHTS			With	
REAR WINDOW DEFOGGER			With	
FOG LAMPS	With		W/O	With
REAR COMBINATION LAMPS			With	
WINDSHIELD AND WINDOWS	Light Green Tinted UV-Reducing			
WIPER	W/O	With		
			With	
SIDE MIRROR	Electric Fold (Heater)	Auto Fold ( Electro Chromic, Heater,Memo)		
PARKING SENSOR			With	
REVERSE CAMERA	W/O			With
DUAL OUTLET CHROME EXHAUST TIPS	With			Concealed
SMART ENTRY SYSTEM			With	

INTERIOR	IS 250	IS 250 LUXURY	IS 250 F SPORT	IS 300h
FINISHING	Film and Leather	Wood and Leather	Metal Film and Leather	Wood and Leather
STEERING	3-Spoke, Leather		3-Spoke, Dimpled Genuine Leather	3-Spoke, Leather
	Manual	Auto		
			With	
			With	
PUSH START IGNITION			With	
METER COMBINATION ILLUMINATION	optitron	With	F SPORT Meter	With
ILLUMINATION ENTRY SYSTEM			With	
MULTI INFORMATION DISPLAY (MID)			With	
CRUISE CONTROL			With	
REMOTE TRUNK RELEASE			With	
AIR-CONDITIONER	front	Dual Zone		Dual Zone S-Flow
	rear			With
	pollen removal mode			With
INSIDE REAR VIEW MIRROR	Manual	With (Electro Chromic)		
LAMPS	front personal lamp			With
	rear personal lamp			With
	luggage room Lamp			With
	room lamp			With
	glove box lamp			With
	door courtesy lamp			With

INTERIOR	IS 250	IS 250 LUXURY	IS 250 F SPORT	IS 300h	
SUN VISOR WITH VANITY MIRROR	driver	With Mirror, Lamp, Ticket Folder			
	front passenger	With Mirror, Lamp			
PEDALS	Normal	Aluminium	Normal		
PARKING BRAKE	Foot Pedal Type				
POWER WINDOW	driver	With (Auto Up and Down)			
	front passenger	With (Auto Up and Down)			
	rear	With (Auto Up and Down)			
POWER REAR SUN SHADE	W/O	With			
CARPET MAT			With		
ANALOG CLOCK	With				
AUDIO SYSTEM	Lexus Premium Audio 8-Speaker, AM/FM Tuner In-Dash 1 DVD, MP3, WMA		Mark Levinson Premium Surround System, 15-Speaker AM/FM Tuner, In-Dash 1 DVD, MP3, WMA		
SCREEN DISPLAY	7" LDA	7" EMV			
EXTERNAL AUDIO TERMINAL	2 USB and AUX				
REMOTE TOUCH CONTROLLER	LDA Controller	With			
DRIVE MODE SELECTOR	ECO, NORMAL and SPORT	ECO, NORMAL and SPORT	ECO, NORMAL and SPORT S/S+	ECO, NORMAL SPORT and EV	
NAVIGATION SYSTEM	W/O	With			
BLUETOOTH HANDSFREE	With				
SEAT	material	Smooth Leather			
	front	slide	With (Power)		
		recline	With (Power)		
		vertical adjuster	With (Power)		
		lumbar support	With 2-Way (Driver Only)		
		memory function	W/O	Driver Only	
		headrest	Vertical Adjust		
	rear	ventilated and heater	With		
		back pocket	Driver and Passenger		
		rear headrest	With		
		armrest	With		
SHIFT LEVEL/KNOB		Leather and Matt Aluminium		Dimpled Genuine Leather and Matt Aluminium	Leather and Matt Aluminium
STORAGE	glove compartment	With			
	coin pocket	With			
	cup holders	With			

SAFETY	IS 250	IS 250 LUXURY	IS 250 F SPORT	IS 300h
<b>ACTIVE</b>				
VEHICLE DYNAMICS INTEGRATED MANAGEMENT (VDIM)			With	
ANTI-LOCK BRAKING SYSTEM (ABS)			With	
BRAKE ASSIST (BA)			With	
VEHICLE STABILITY CONTROL SYSTEM (VSC)			With	
TRACTION CONTROL (TRC)			With	
TYRE INFLATION PRESS WARNING			With	
HILL START ASSIST CONTROL			With	
ELECTRONIC BRAKE-FORCE DISTRIBUTION (EBD)			With	
<b>PASSIVE</b>				
SRS AIRBAG			8	
SEATBELTS			Pretensioners with Force Limiters	
	<i>type</i>			
	<i>driver</i>		3-Point ELR	
	<i>front passenger</i>		3-Point ELR	
	<i>rear</i>		3-Point ALR/ELR	
HEIGHT ADJUSTABLE SEATBELT ANCHOR			With	
ISOFIX CHILD SEAT TETHERS			With	
POP UP HOOD (PUH)			With	
<b>SECURITY</b>				
ANTI THEFT SYSTEM			Immobilizer, Horn with Internal Battery and Intrusion Sensor	

# OWNING A LEXUS IS A JOURNEY IN ITSELF, ONE THAT IS JUDGED NOT BY MILEAGE BUT BY THE COUNTLESS PRICELESS MOMENTS.

BEGIN YOUR JOURNEY THE RIGHT WAY WITH QUALITY SERVICES DESIGNED TO ENHANCE YOUR LEXUS EXPERIENCE.



LEXUS believes that perfection lies in the details. When you purchase a LEXUS, you will experience service like no other. LEXUS CAPITAL offers you flexible financial services that enable you to be in full control of your finances, as always. Applying for financing can be handled quickly and conveniently at all LEXUS showrooms.



LEXUS ASSIST is a 24-hour roadside assistance service provided by LEXUS. You're assured of reliable assistance via this exclusive programme aimed at creating a hassle-free driving experience.



LEXUS INSURANCE is a comprehensive motor insurance packaged by LEXUS to provide LEXUS owners with tailored insurance coverage for damages to the owner's vehicle as well as any liabilities incurred by the third party.



LEXUS ACCESS is a comprehensive vehicle leasing programme designed to bring you even closer to driving a LEXUS. Complementing our Flexi Plan and Islamic Financing Plan, LEXUS ACCESS offers you yet another option to experience the perfection embodied by a LEXUS.

Note:

- a) LEXUS MALAYSIA, a division of UMW Toyota Motor Sdn. Bhd. reserves the right to alter any details of specifications and equipment without notice. Details of specifications and equipment are also subject to change to suit local condition and requirements.
- b) Vehicle, equipment and specifications pictured in this catalogue may vary from models available locally.
- c) Vehicle body and accessory colours might differ slightly from the printed photos in the leaflet.
- d) 3-year warranty from the date of first registration or 100,000km traveled, whichever occurs first. Terms and conditions apply.

**LEXUS MUTIARA DAMANSARA**, No. 6, Jalan PJU 7/2, Mutiara Damansara, 47800 Petaling Jaya, Selangor Darul Ehsan. Tel: 03-7710 5655.  
**LEXUS KUALA LUMPUR**, Lot G-02, G-03 & G-03A, Ground Floor, Life Centre, 20 Jalan Sultan Ismail, 50250 Kuala Lumpur. Tel: 03-2164 5800.  
**LEXUS SUNGAI BESI**, No. 314, Jalan Sungai Besi, 57100 Kuala Lumpur. Tel: 03-9222 2268.  
**LEXUS PENANG**, No. 26, Jalan Sultan Ahmad Shah, 10050 George Town, Pulau Pinang. Tel: 04-250 3888.  
**LEXUS JOHOR**, No. 23 & 25, Jalan Serampang, Taman Sri Tebrau, 80050 Johor Bahru, Johor Darul Takzim. Tel: 07-335 8777.  
Toll Free Line: **1-800-88-53987**. (Monday - Friday, 8.00am - 5.30pm) | **lexus.com.my**



