

LEXUS

GS



“Now that Lexus is starting to shift its brand direction following last year’s launch of the LFA, the GS – which is the core model in the Lexus sedan line-up – is the best model to challenge this. In terms of driving dynamics, the GS delivers an aggressive driving experience and is fun to drive. In terms of performance and styling, the well-balanced stance and protruding grille aren’t just design aesthetics – the design also possesses functionality and performance”

*Yoshihiko Kanamori, Lexus Chief Engineer*



Every once in a while, physics and beauty comes together to redefine possibilities and reignite our imagination.

And every so often, a new technology comes along, proving once and for all that possessing an earth-friendly psyche and cutting-edge performance can be one and the same.

# MAKING GREAT EVEN GREATER

This forward-thinking industry-changer comes in the form of the new GS 350 and GS 250.

The new generation Lexus GS will redefine your expectations of luxury sedans. Endowed with cutting-edge features and premium details, the GS is supported by advanced performance-enhancing technology, making it more than just a luxury car.

Key elements have been improved to provide a more engaging driving experience – including a new aerodynamic body, a completely new platform that features a wider stance and stiffer structure, a transmission with faster shifts, an improved suspension system, and more comfortable seating.

The result? A car that not only delivers stunning looks and breathtaking performance, but also boasts technologies that make it a formidable machine.





## FORMIDABLE COMBINATION OF LOOKS AND CHARACTER

The design of the Lexus GS is more than a take on luxury – it's a reminder of what years of research and the constant pushing of boundaries can achieve. At Lexus, we don't just design cars that look pretty. The design of these vehicles also needs to deliver on performance, and exude a sense of subtle flair and individualism. Which is why we are proud to showcase the next generation L-finesse – a new Lexus design philosophy that lets the GS series exude a sporty, powerful exterior with a commanding road presence.



Through this philosophy, the new GS features a combined upper and lower grille to create a prominent spindle shape that brings to life a fiercely individualistic front with an unequivocal exterior.

Headlamps are underscored by the newly developed LED Daytime Running Lights (DRL), which form the L-finesse arrowhead motif, further reinforcing the unique visual signature of the new GS.

Not just a pretty face, the unparalleled beauty of the GS is underpinned by functionality. With aero-stabilising fins adopted on the underfloor and a linear sleek body, the vehicle flaunts improved aerodynamics and stability.



## EXCEEDING YOUR THIRST FOR SPEED AND POWER

Not just a new member in the Lexus sedan line-up, the GS is also a top performer in its league, delivering speeds and functionality that surpasses its predecessors. Flaunting improvements to its design and feature set, the new GS 350 is powered by an advanced 3.5 litre V6 petrol engine that features D-4S direct and port injection with Dual Variable Valve Timing with intelligence (DVVT-i). At 312hp, it propels the GS 350 from 0-100km/h in 6.0 seconds at a maximum

speed of 235km/h and at the same time boasts fuel economy of 10.0l/100km and CO<sup>2</sup> emissions of 232g/km.

The improved intake and exhaust sound characteristics via an intake sound generator and optimised muffler chamber complement the bolder, more energetic personality of the new GS.

Expanding the line-up to boost improvements in fuel economy and emissions, the all-new GS 250 features a 2.5 litre V6 petrol engine that takes it from 0-100km/h in 8.6 seconds, delivering a maximum speed of 225km/h with a fuel consumption of 9.3l/100km with only 215g/km of CO<sup>2</sup> emission. The GS 250's V6 engine features D-4 direct and port injection with Dual VVT-i, enhancing engine performance.

## TRANSMISSION FOR A CUSTOMISED DRIVE

The GS 350 range's eight-speed sequential shift automatic transmission features a sequential manual shifting mode via paddle

shifters and sport driving functions for enhanced driving pleasure.



The transmission incorporates many features adopted from the Lexus IS F high performance sedan – including faster shifts, earlier torque converter lockup and downshift throttle blips – to support four driving modes that can be operated by toggling the Lexus Drive Mode selector.

## GO FROM TRANQUILITY TO EXTREME PERFORMANCE

Choose to maximise eco-friendly properties in the Eco Mode.



Or go for heart-racing performance in the Sport Mode.





## PERSONALISE YOUR DRIVE

Technology and cutting-edge research have made it easier for you to craft your own driving style. The new GS series lets you customise your driving performance through the selection of four drive modes - Normal, Eco, Sport S, and Sport S+.

When the car is in Eco mode, the engine power output, throttle opening and air conditioning are automatically controlled to minimise fuel

consumption under all driving conditions. In ECO mode, meter lighting changes to blue.

In Sport S mode, you can enjoy high-performance driving by utilising the car's maximum powertrain capability. In this mode, the shift timing is changed and engine speed responsiveness at full throttle is enhanced, helping to improve acceleration responsiveness. In SPORT S mode, meter lighting changes to red.



*\*Luxury and F SPORT variants only*

Thanks to powertrain enhancements to the SPORT S mode - together with the functionalities of the Adaptive Variable Suspension (AVS), Electric Power Steering (EPS) and Vehicle Dynamic Integrated Management (VDIM) - the more aggressive Sport S+ mode engages handling enhancements for stability and higher-performance driving. This Sport S+ mode is found on models equipped with AVS (available with F SPORT).


The new GS has been designed to offer a much more engaging and pleasurable driving experience. It combines sharp, responsive steering and excellent control with high-speed stability and top-notch ride comfort, consistent with a Lexus performance sedan.

Along with a re-engineered bodyshell with increased rigidity to allow the car to respond with much greater accuracy to your commands, the GS marks the introduction of a completely new approach to the management of airflow over the vehicle's body to help control the vehicle's movement to enhance handling stability. Adding to the vehicle's aerodynamics is the smooth, flowing bodywork that reduces wind noise to a minimum. Acting in combination, these elements give the new GS optimum aerodynamic performance, and a drag



ACTIVE VARIABLE SUSPENSION

coefficient of only Cd 0.27. The new GS features a double wishbone front and multilink rear suspension system designed to work in combination with the stiffer platform for a more solid stance and superior cornering performance. The front and rear control arms are made of aluminium to reduce unsprung weight while the shock absorbers



REAR SUSPENSION

use lighter-viscosity oil that allows for quicker movement and response. The end result is an overall lighter and stronger suspension, with significant improvements in agility, ride comfort, body control and steering precision so that you can enjoy a responsive yet quiet ride.

## DRIVING DYNAMICS



FRONT SUSPENSION

Active Variable Suspension (AVS) is an advanced suspension system that allows you to fine-tune the GS' ride characteristics between Normal and Sport settings. The system automatically senses the character of the road and constantly monitors your steering and braking movements, and adjusts the shock absorbers to maintain your selected comfort or performance level.

Choose Normal mode for everyday driving comfort and Sport S+ mode for improved

body control and precise steering for the ultimate sports sedan driving.

The Lexus Dynamic Handling system: a leading-edge platform technology offering the world's first integration of Active Variable Suspension (AVS), Dynamic Rear Steering (DRS), Variable Gear Ratio Steering (VGRS) and Lexus' Vehicle Dynamics Integrated Management (VDIM) to coordinate every aspect of front and rear wheel control and provide agile driving behaviour.

# LOW ECO FOOTPRINT, HIGH DRIVING SATISFACTION

The **h** at the back of each model is more than a label – it is a commitment to delivering the most forward-thinking, industry-changing hybrid technologies. And our cutting-edge features are poised to exceed your imaginations.

**THE POWER OF **  
LEXUS PERFORMANCE HYBRIDS

## GO FROM 0 TO EXHILARATION, JUST LIKE THAT

With a powerful acceleration engine system that operates with unsurpassed smoothness at mid-to-high speeds, the GS 300h accelerates seamlessly from 0-100km/h in just 9.2 seconds. Using a combination of electric motor and petrol engine with both port and direct fuel injection, the hybrid GS delivers on speed and performance.

## OPTIMUM FUEL SAVING

As with every Lexus hybrid vehicle, the new GS 300h is capable of operating in both petrol and electric modes alone, as well as a combination of both.

## ULTRA-LOW EMISSIONS

The GS 300h performs at a high level of clean emissions in compliance with the world's strictest EURO V standard. So you can enjoy exhilarating rides, while doing your part for the Earth.

## SMOOTHER DRIVE

Thanks to its revolutionary Electronically-Controlled Variable Transmission (E-CVT) and petrol-electric Hybrid Drive system that allows the motor generators to work seamlessly together, you'll enjoy a more stable and smoother ride.



# SMALLER FOOTPRINT. BIGGER ATTITUDE.

Imagine a hybrid sedan, and add some engineering genius like a 2.5 litre 4-Cylinder Atkinson Cycle engine, near-perfect weight distribution, and four selectable drive modes, and you get a high-performing road machine that thrives in any driving conditions.

## 1. 2.5 LITRE 4-CYLINDER ATKINSON CYCLE ENGINE

Featuring exhaust heat recovery and Dual Variable Valve Timing-intelligent (DVVT-i) technologies, the ultra-smooth Atkinson Cycle engine delivers exceptional fuel efficiency and significantly reduced emissions.



## 2. POWER CONTROL UNIT

Located in the engine compartment, the groundbreaking Power Control Unit technology is the brain of the Lexus Hybrid Drive, and controls the allocation of power resources to ensure optimum efficiency.



## 3. DRIVE MODE SELECTOR

Boasting four drive modes that let you toggle between achieving high-performance and maximising eco-friendly functionality, the GS 300h is all about personalising your drive. The EV mode provides a whisper quiet, emission-free drive using electric power.



## 4. ADVANCED COMPACT HYBRID BATTERY

The Lexus Hybrid Drive system features a high-output nickel metal battery that is controlled by sophisticated energy-management software. The battery is constantly recharged by the vehicle's operation, and requires no external charging.



## 5. HIGH-OUTPUT ELECTRIC MOTOR

The 2.5 litre 4-Cylinder Atkinson Cycle engine is mated to a high-output magnet electric motor, where the two powerplants drive the rear wheels both independently and in tandem.



## 6. HYBRID TRANSMISSION

A power split device that combines and re-allocates power from the engine via planetary reduction gears.





# HOW DOES LEXUS HYBRID DRIVE WORK?

Through the effective use of a perfect distribution between its dual power sources, Lexus Hybrid Drive provides a massive improvement in acceleration and ride comfort, together with lower emissions and lower fuel consumption, offering you an unprecedented pleasurable drive.

## START UP, DRIVING OFF

When starting off, the electric motor can propel the GS 300h up to 45 km/h, with electric power being supplied from the hybrid battery. At this point, the vehicle is almost silent, uses no petrol and produces zero emissions.

## NORMAL DRIVING CONDITIONS

At speeds above 45 km/h, the advanced petrol engine cuts in, almost silently, but still receives assistance from the electric motor when required. Through the near perfect distribution of its dual power sources, the GS 300h provides exceptional driving comfort - together with lower emissions and fuel consumption.

## FULL THROTTLE ACCELERATION

As the vehicle accelerates, the electric motor instantaneously supplements the petrol engine. This delivers a surge of torque to provide powerful linear acceleration precisely when you need it.

## DECELERATION, STOPPING, BRAKING

When decelerating or coming to a halt, the petrol engine turns off, cutting emissions to zero. Brake, or take your foot off the accelerator, and regenerative braking harnesses the kinetic energy lost in other cars. It converts this into electrical energy for storage in the hybrid battery, which is one reason why you never need to recharge a Lexus Full Hybrid.





STUNNING BEAUTY  
BOTH INSIDE AND OUT

*\*Vehicle shown: Luxury variant only*



## INDULGE IN COMPLETE COMFORT



The Lexus GS is one of the most precise vehicles, and we have the obsessive attention-to-detail to match. Our team has worked for five-and-a-half years to develop the most ergonomic seat that offers you the chiropractic relief you need even for the most high-performance drive.

The new seat design incorporates an extended seat sliding range that includes multiple adjustable functions for butterfly headrest, shoulder support, side support and 4-way lumbar support for the optimum seating posture to suit your physique. The optional pelvic support, the world's first mechanism of its kind in a car seat, pushes your lower back forward for a natural and comfortable posture.



*\*Vehicle shown: Luxury variant only*

Rear seat passengers have it easy too, not just because the seats convey a feeling of luxurious comfort, but with additional rear space and a 3-zone independent temperature and air control register, the GS is at the height of comfort.

Among other things, the soft padded, tactile finish to the centre console arm rest and

knee pads also boost comfort, while the beautifully crafted steering wheel and gorgeous interior trimming add a dose of luxury.

Not just a looker, the new GS is also full of functional attributes – besides multiple cabin storage boxes, the spacious trunk can easily accommodate four golf bags.

*\*Vehicle shown: Luxury variant only*



## INTUITIVE FEATURES AT YOUR FINGERTIPS



High-performance driving is not without its comforts, especially since the new GS is designed for the bold pursuit of pleasure and style. With all functional driving components consolidated at your fingertips, the interior combines outstanding ergonomics with advanced Human Machine Interface technologies. So comfortable is the ride that you will not notice the miles fly by.

The ergonomically designed cockpit features a dual-zone layout to ensure minimal changes to your line of sight: an upper display zone with

the largest, ultra-wide, 12.3-inch, LCD multi-display screen located at an ideal distance for at-a-glance viewing, and a lower operation zone which allows you to easily access the system controls such as Lexus' second-generation award-winning Remote Touch Interface (RTI).

Special attention has been paid to create the ideal seating position to reduce driving stress and fatigue. Several details have been included in the new GS. Like positioning the steering wheel column at an angle that

facilitates a relaxed grip and smooth steering inputs. Or optimising brake pedal operability for better fit and comfort. And also incorporating high-visibility, large diameter Optitron dials. In addition, the tailored bonnet visibility range lets you readily establish vehicle extremities, making it easier to manoeuvre in confined spaces. In the low-set position of the driver's seat, you'll enjoy superlative comfort, better forward visibility and overall command of the road.

\* Vehicle shown: Luxury variant only

\* Vehicle shown: GS 300h only

## A NEW DIMENSION OF INTERACTIVITY




The intelligently designed Remote Touch Interface (RTI) is a mouse-operated controller that lets you manage the car's operations at your fingertips clearly, conveniently and easily. Ergonomically designed with a fingertip toggle pad with haptic feedback, the controller is strategically located within reach of the centre console. This enables you to personalise certain vehicle functions such as climate, audio, phone controls and navigation maps easily across the ultra-wide, full-color, 12.3-inch LCD screen\*.

*\*Luxury and F SPORT variants only*

This ensures that functions can be smoothly and intuitively operated from a natural driving position with reduced eye movement.

Comfort is optimised through the large screen size, and the display's high-resolution and high colour definition helps to enhance visibility and achieve eye-catching graphics. Add to that, the dual screen display lets you access two types of information simultaneously.

*\*Vehicle shown: Luxury variant only*



## ENGINEERED TO PAMPER YOUR SENSES



Discerning audio quality shouldn't be confined to high-end stereo equipment in your home. Proudly headlining a new chapter in the entertainment offerings of the new generation Lexus is the 17-Speaker Mark Levinson® Premium Audio system\*. Combining natural dynamics with high-response, this audio heavyweight delivers sound that mirrors a live concert hall performance.

The system provides 7.1 channel surround sound through 10 channels using a newly developed Generation III ML5 amplifier with a clean 835-watts at only 0.01 percent total harmonic distortion. Furthermore, each of the 17 speakers is incorporated with Green Edge™ technology. With the delivery of powerful bass and wide dynamic range with minimal power consumption, you'll enjoy high-quality sound that will meet the strict demands of audiophiles.

You can also opt for the standard Lexus sound system, available with the Lexus GS 250 only, and featuring a fully digital Class-D amplifier that creates virtually distortion-free sound. Sit back and enjoy the natural sound dynamics and rich harmonies generated by the high definition amplification faithfully produced by an enhanced 12-speaker layout.

While the machine's audio offerings have redefined the industry standard for in-car sound systems, it leaves a daunting task for any successor to follow.



## WITH F SPORT, ROADS ARE YOURS TO CONQUER

It is time you gave in to your insatiable appetite for heart-racing performance.

On the racetrack, its performance can push back frontiers. Yet, on the roads, it hugs corners and hits gravel as smoothly and seamlessly as any other Lexus.

Unveiling the new GS 350 F SPORT – the first sedan that flaunts extreme technological innovations, stunning performance and exciting handling characteristics.



Endowed with ultra-high performance features such as a powerful 3.5 litre V6 engine, automatic transmission, a race-tuned suspension, and powerful brakes, the F SPORT blurs the line between race cars and sedans.

At 312 horsepower, it is one of the most powerful base engines in the segment, as well as the only one that offers both port and direct injection. It propels the car from 0 to 100 km/h in just 6.0 seconds, while simultaneously improving fuel economy. A newly designed track – which is wider by almost two inches – works in

combination with a revised suspension design to deliver a more solid stance and superior cornering performance.

A new designation that is reserved for Lexus cars of ultra-high performance, the F stands for 'Fuji Speedway', a racetrack located at the foothills of Mount Fuji, where the F SPORT was developed and tested. The F SPORT is in line with the DNA of the Lexus LFA, and mirrors its high-performance and unrivalled engineering.



## PERFORMANCE AND PRECISION, IN A SPORTY PACKAGE



The design of the F SPORT channels its aggressive, athletic personality - thanks to a sport front bumper, rear lip spoiler, a unique mesh grille and F SPORT badging. The interior

of the car doesn't disappoint either - smooth striated aluminium trim, unique perforated leather trim, and aluminium pedals all combine to give your car a luxurious yet sporty look.

Add in an unparalleled 16-way power sport seat for increased lateral support, and you'll get a high-performance machine that exudes sophistication and comfort.





## F SPORT OPTIONS

Looks are everything when it comes to the F SPORT. For starters, the front bumper design features a three-dimensional form along its sides, with enlarged side grilles. Combined with an exclusive upper and lower grille mesh, rear bumper and lip spoiler treatment, the GS exudes a more aggressive and sportier stance.

The premium and luxurious feel of the F SPORT models are also brought to light through the grade-specific rear spoiler and exclusive dark premium metallic 18-inch alloy wheels.



18" SPORTS WHEELS



CHROME-PLATED MOULDING




# UNRIVALLED BEAUTY

## Exterior Colours

Three stunning shades have been introduced to the Lexus colour palette: Crimson Crystal Shine GF, Meteor Blue Mica Metallic and

Sonic Silver. Thanks to additional textures introduced in the new coating process, the cars appear more radiant and boast strong defined

highlights. The metallic effect makes subtle and defined bodylines appear more noticeable and the surface looks finely polished.



White Pearl CS (077)




White Nova GF (083)




Mercury Grey MC (1H9)




Sonic Silver (1J2)




Black (212)




Starlight Black GF (217)



Crimson Crystal Shine GF (3S8)



Fire Agate Mica Metallic (4V3)



Meteor Blue Mica Metallic (8W3)


NO	EXTERIOR COLOUR		GS 300h	GS 350 F SPORT	GS 350 LUXURY	GS 250 F SPORT	GS 250 LUXURY	GS 250
1	White Pearl CS	077	•	-	•	-	•	•
2	White Nova GF	083	-	•	-	•	-	-
3	Mercury Grey MC	1H9	•	•	•	•	•	•
4	Sonic Silver	1J2	•	•	•	•	•	•
5	Black	212	-	•	-	•	-	-
6	Starlight Black GF	217	•	-	•	-	•	•
7	Crimson Crystal Shine GF	3S8	-	•	-	•	-	-
8	Fire Agate Mica Metallic	4V3	•	-	•	-	•	-
9	Meteor Blue Mica Metallic	8W3	•	-	•	-	•	-

# Interior Colours


Throughout the interior, high-quality materials and finishes convey a contemporary premium look, with a level of craftsmanship and attention to detail that Lexus is globally renowned for. Matching seat and door upholstery will be available in a choice of five colours - Black, Ivory, Light Grey, Topaz Brown and Garnet.

And in addition to the regular Linear Espresso and Walnut wood finishes that are found in the GS' predecessors, a newly developed Black gloss finish adds a modern feel to the interior.

## INTERIOR




BLACK



IVORY



LIGHT GREY



TOPAZ BROWN




GARNET


## TRIM




WALNUT



ZENITH BLACK



LINEAR ESPRESSO




ALUMINIUM

NO	INTERIOR COLOUR	GS 300h	GS 350 F SPORT	GS 350 LUXURY	GS 250 F SPORT	GS 250 LUXURY	GS 250
1	Black	Linear Espresso	Aluminium	Linear Espresso	Aluminium	Linear Espresso	Zenith Black
2	Ivory	Walnut	Aluminium	Walnut	Aluminium	Walnut	Zenith Black
3	Light Grey	-	-	-	-	-	Zenith Black
4	Topaz Brown	Walnut	Aluminium	Walnut	Aluminium	Walnut	-
5	Garnet	-	Aluminium	-	Aluminium	-	-



# LEXUS GS



ENGINE			LEXUS GS 350 LUXURY	LEXUS GS 250 LUXURY	LEXUS GS 250
Type	6-cylinder, V-configuration, DOHC, 24-valve				
Variable Valve Timing	Dual VVT-i				
Displacement	cc	3,456	2,499		
Bore and Stroke	mm	94.0 x 83.0	83.0 x 77.0		
Compression Ratio		11.8:1	12.0:1		
Max. Output	kW (bhp) / rpm	233 (312) / 6,400	154 (206) / 6,400		
Max. Torque	Nm / rpm	378 / 4,800	253 / 4,800		
Fuel System		EFI, D-4S	EFI, D-4		
Acceleration 0-100km/h	sec	6.0	8.6		
Top Speed	km/h	235	225		
CHASSIS					
Transmission	8-speed Super ECT with A.I. Shift Automatic Transmission		6-speed Super ECT with A.I. Shift Automatic Transmission		
Drive Modes	ECO, Normal, Sport (S) and Sport+ (S+)			ECO, Normal and Sport (S)	
Sound Generator	With				
Suspension	Front	Double Wishbone			
	Rear	Multi-link			
Brakes	Front	Ventilated			
	Rear	Ventilated			
Stabiliser Bar	Front	With			
	Rear	With			
Steering Gear Type	Rack and Pinion				
Power Steering Type	EPS				
DIMENSIONS & WEIGHT					
Overall	Length	mm	4,850		
	Width	mm	1,840		
	Height	mm	1,455		
	Wheelbase	mm	2,855		
Tread	Front	mm	1,580		
	Rear	mm	1,600		
Kerb Weight	kg	1,745	1,720		
Gross Vehicle Weight	kg	2,190	2,170		
Fuel Tank Capacity	Litre	66			
Boot Capacity	Litre	520			
Min. Turning Radius	m	5.3			
EXTERIOR					
Headlamps	Type	Bi-xenon			
	Auto-levelling	With			
	Washer	With			
	Adaptive	With			Without
Daytime Running Light	With (LED)				

EXTERIOR		LEXUS GS 350 LUXURY	LEXUS GS 250 LUXURY	LEXUS GS 250	
Front Fog Lamps and Driving Lamps		With (LED)		With	
Rear Fog Lamp				With	
Rear Combination Lamp				LED	
Windshield and Windows				UV and Cool Green Tinted	
Wiper	Rain Sensor			With	
	Semi-auto Intermittent Wiper			With	
Side Mirror		Heated, Auto Adjustable and Retractable with Memory			
Tyres		235 / 45 R18		225 / 50 R17	
Smart Entry and Start System		With			
INTERIOR					
Finishing		Genuine Wood and Leather		Leather	
Steering	Type	3-spoke, Wood and Leather			
	Tilt and Telescopic				Auto (with Memory)
	Multi-function				With
	Paddle Shift				With
Meter Combination	Optitron				With
Illumination		With (White LED)			
Illumination Entry System		With			
Multi Information Display (MID)		With			
Electronic Multi-vision (EMV)		12.3" Screen		8" Screen	
Navigation System		With			
Remote Touch Controller		With			
Bluetooth Interface		With			
Back Monitor		With			
Cruise Control		With			
Air-conditioner		Auto, 3-zone		Auto, Dual-zone	
Inside Rear View Mirror		With (Electro Chromic)			
Illumination	Door Ambient Illumination	With (White LED)			
	Inside Door Handle Illumination	With (White LED)			
	Remote Touch Controller Illumination	With (White LED)			
Lamps	Front Personal Lamp	With (White LED)			
	Rear Personal Lamp	With (White LED)			
	Room Lamp	With (White LED)			
	Luggage Room Lamp	With			
	Glove Box Lamp	With			
	Door Courtesy Lamp	With			
	Foot Lamp	With (White LED)			
Sun Visor with	Driver	With Mirror, Lamp			
Vanity Mirror	Front Passenger	With Mirror, Lamp			
Sunshade	Rear Window	With		Without	
	Rear Door Window	With		Without	
Parking Brake		Electric Parking Brake			
Power Window	Driver	With (Auto Up and Down)			
	Front Passenger	With (Auto Up and Down)			
	Rear	With (Auto Up and Down)			
Analog Clock		With			
Carpet Mat		With			

INTERIOR		LEXUS GS 350 LUXURY	LEXUS GS 250 LUXURY	LEXUS GS 250
Audio System		Mark Levinson 17-speaker, AM/FM Tuner, In-dash Single CD/DVD, MP3, WMA, AUX, USB Input		Lexus Premium Audio 12-speaker, AM/FM Tuner, In-dash Single CD/DVD, MP3, WMA, AUX, USB Input
External Auxiliary AUX Jack		With		
Seat	Material	Semi-aniline Leather		Smooth Leather
	Front Seat (Power Adjustment)	18-way		10-way
	Front		With (Auto)	
	Slide		With (Auto)	
	Recline		With (Auto)	
	Vertical Adjuster		With	
	Side Support (Power)	With		Without
	Power Cushion Extend	With		Without
	Shoulder Support (Power)	With		Without
	Driver Lumbar Support	With (4-way)		With (2-way)
	Passenger Lumbar Support	With (4-way)		With (2-way)
	Butterfly Headrest	With		Without
	Ventilation	With (Cold Air Only)		With (Seat Heater and Cool Air)
	Memory Function	Driver and Passenger		Driver Only
	Back Pocket		Driver and Passenger	
	Rear		With	
	Vertical Adjuster		With	
	Rear Headrest		With	
	Armrest	With (Control Switch)		With
Shift Lever/Knob			Leather	
Storage	Glove Compartment		With	
	Coin Pocket		With	
	Cup Holders		With	
<b>SAFETY</b>				
<i>(Active)</i>				
	Vehicle Dynamics Integrated Management (VDIM)		With	
	Anti-lock Braking System (ABS)		With	
	Brake Assist (BA)		With	
	Vehicle Stability Control System (VSC)		With	
	Traction Control (TRC)		With	
	Electronic Brake-force Distribution (EBD)		With	
	Hill-start Assist		With	
	Parking Clearance Sonar Guide		With	
	Reverse Parking Assist Monitor		With	
<i>(Passive)</i>				
	SRS Airbags (with Kneebag)		10 (With)	
	Side Door Impact Beam		With	
	Whiplash Injury Lessening (WIL) Front Seats		With	
Seatbelts	Type	Pretensioners with Force Limiters		
	Driver	3-point ELR		
	Front Passenger	3-point ELR		
	Rear	3-point ELR		
	ISOFIX Childseat Anchors	3-point (Rear Seats)		
	Child Lock Protection	With		
	Height Adjustable Seatbelt Anchors	With		
	Impact Absorbing Structure For Pedestrians	With		
<b>SECURITY</b>				
	Anti-theft System	Immobiliser, Siren with Internal Battery and Intrusion Sensor		

# LEXUS GS 300h

ENGINE		LEXUS GS 300h	
Type		Inline 4 Atkinson-cycle, DOHC, 16-valve	
Variable Valve Timing		Dual VVT-i	
Displacement	cc	2,494	
Bore and Stroke	mm	90.0 x 98.0	
Compression Ratio		13.0:1	
Max. Output	kW (bhp) / rpm	133 (178) / 6,000	
Max. Torque	Nm / rpm	221 / 4,200 - 5,400	
Fuel System		EFI, D-4S	
Acceleration 0-100km/h	sec	9.2	
Top Speed	km/h	190	
<b>HYBRID SYSTEM</b>			
System Combined Output		164 kW (220 bhp)	
Motor	Max. Output	105 kW	
	Max. Torque	300 Nm	
Maximum System Voltage	V	650	
Battery	Type	Nickel-metal Hydride (Ni-MH)	
	Modules	192 Cells (230V)	
<b>CHASSIS</b>			
Transmission	Electronically Controlled Continuously Variable Transmission (E-CVT) with A.I. Shift and Shift-matic System		
Drive Modes	ECO, Normal, Sport, Sport+ and EV		
Sound Generator	With		
Suspension	Front	Double Wishbone	
	Rear	Multi-link	
Brakes	Front	Ventilated	
	Rear	Ventilated	
Stabiliser Bar	Front	With	
	Rear	With	
Steering Gear Type	Rack and Pinion		
Power Steering Type	EPS		
<b>DIMENSIONS &amp; WEIGHT</b>			
Overall	Length	mm	4,850
	Width	mm	1,840
	Height	mm	1,455
	Wheelbase	mm	2,855
Tread	Front	mm	1,580
	Rear	mm	1,600
Kerb Weight	kg	1,820	
Gross Vehicle Weight	kg	2,245	
Fuel Tank Capacity	Litre	66	
Boot Capacity	Litre	451	
Min. Turning Radius	m	5.3	

EXTERIOR		LEXUS GS 300h
Headlamps	Type	Light Emitting Diode (LED)
	Auto-levelling	With
	Washer	With
	Adaptive	With
	Daytime Running Light	With (LED)
	Front Fog Lamps and Driving Lamps	With (LED)
Rear Fog Lamp	With	
Rear Combination Lamp	LED	
Windshield and Windows		UV and Cool Green Tinted
	Wiper	With
Wiper	Rain Sensor	With
	Semi-auto Intermittent Wiper	With
Side Mirror		Heated, Auto Adjustable and Retractable with Memory
Tyres		235 / 45 R18
Radiator Grille		Normal
Smart Entry and Start System		With
Moonroof		With
INTERIOR		
Finishing		Genuine Wood and Leather
Steering	Type	3-spoke, Wood and Leather
	Tilt and Telescopic	Auto (with Memory)
	Multi-function	With
	Paddle Shift	With
Meter Combination Illumination	Optitron	With
Illumination Entry System		With
Multi Information Display (MID)		With
Electronic Multi-vision (EMV)		12.3" Screen
Navigation System		With
Remote Touch Controller		With
Bluetooth Interface		With
Back Monitor		With
Cruise Control		With
Air-conditioner		Auto, 3-zone
Inside Rear View Mirror		With (Electro Chromic)
Head Up Display		With
Illumination	Door Ambient Illumination	With (White LED)
	Inside Door Handle Illumination	With (White LED)
	Remote Touch Controller Illumination	With (White LED)
Lamps	Front Personal Lamp	With (White LED)
	Rear Personal Lamp	With (White LED)
	Room Lamp	With (White LED)
	Luggage Room Lamp	With
	Glove Box Lamp	With
	Door Courtesy Lamp	With
	Foot Lamp	With (White LED)
Sun Visor with Vanity Mirror	Driver	With Mirror, Lamp
Sunshade	Front Passenger	With Mirror, Lamp
	Rear Window	With
Rear Door Window		With

Parking Brake		Electric Parking Brake	
Power Window	Driver	With (Auto Up and Down)	
	Front Passenger	With (Auto Up and Down)	
	Rear	With (Auto Up and Down)	
Analog Clock		With	
Carpet Mat		With	
Audio System		Mark Levinson 17-speaker, AM/FM Tuner, In-dash Single CD/DVD, MP3, WMA	
External Auxiliary AUX Jack		With	
Seat	Material	Semi-aniline Leather	
	Power Adjustment	18-way (Driver and Front Passenger)	
	Front	Slide	With (Auto)
		Recline	With (Auto)
		Vertical Adjuster	With (Auto)
		Driver Lumbar Support	With (4-way)
		Passenger Lumbar Support	With (4-way)
		Butterfly Headrest	With
		Ventilation	With
		Memory Function	Driver and Passenger
	Back Pocket	Driver and Passenger	
Rear	Rear Headrest	With	
	Armrest	With (Control Switch)	
Shift Lever/Knob		Leather	
Storage	Glove Compartment	With	
	Coin Pocket	With	
	Cup Holders	With	
SAFETY			
(Active)			
Vehicle Dynamics Integrated Management (VDIM)		With	
Anti-lock Braking System (ABS)		With	
Brake Assist (BA)		With	
Vehicle Stability Control System (VSC)		With	
Traction Control (TRC)		With	
Electronic Brake-force Distribution (EBD)		With	
Hill-start Assist		With	
Parking Clearance Sonar Guide		With	
Reverse Parking Assist Monitor		With	
(Passive)			
SRS Airbags (with Kneebag)		10	
Side Door Impact Beam		With	
Whiplash Injury Lessening (WIL) Front Seats		With	
Seatbelts	Type	Pretensioners with Force Limiters	
	Driver	3-point ELR	
	Front Passenger	3-point ELR	
	Rear	3-point ELR	
ISOFIX Childseat Anchors		3-point (Rear Seats)	
Child Lock Protection		With	
Height Adjustable Seatbelt Anchors		With	
Impact Absorbing Structure For Pedestrians		With	
SECURITY			
Anti-theft System		Immobiliser, Siren with Internal Battery and Intrusion Sensor	

# LEXUS GS F SPORT

ENGINE			LEXUS GS 350 F SPORT	LEXUS GS 250 F SPORT
Type	6-cylinder, V-configuration, DOHC, 24-valve			
Variable Valve Timing	Dual VVT-i			
Displacement	cc	3,456		
Bore and Stroke	mm	94.0 x 83.0		
Compression Ratio	11.8:1			
Max. Output	kW (bhp) / rpm	233 (312) / 6,400		
Max. Torque	Nm / rpm	378 / 4,800		
Fuel System	EFI, D-4S			
Acceleration 0-100km/h	sec	6.0		
Top Speed	km / h	235	225	
CHASSIS				
Transmission	8-speed AT, Super ECT with A.I. Shift		6-speed AT, Super ECT with A.I. Shift	
Drive Modes	ECO, Normal, Sport (S) and Sport+ (S+)			
Sound Generator	With			
Suspension	Front	Double Wishbone		
	Rear	Multi-link		
Brakes	Front	Ventilated		
	Rear	Ventilated		
Stabiliser Bar	Front	With		
	Rear	With		
Steering Gear Type	Rack and Pinion			
Power Steering Type	EPS + DRS		EPS	
DIMENSIONS & WEIGHT				
Overall	Length	mm	4,850	
	Width	mm	1,840	
	Height	mm	1,455	
	Wheelbase	mm	2,855	
Tread	Front	mm	1,580	
	Rear	mm	1,600	
Kerb Weight	kg	1,745	1,720	
Gross Vehicle Weight	kg	2,190	2,170	
Fuel Tank Capacity	Litre	66		
Boot Capacity	Litre	520		
Min. Turning Radius	m	5.1	5.3	
EXTERIOR				
Headlamps	Type	Bi-xenon		
	Auto-levelling	With		
	Washer	With		
	Daytime Running Light	With (LED)		

EXTERIOR		LEXUS GS 350 F SPORT	LEXUS GS 250 F SPORT
Front Fog Lamps and Driving Lamps			With (LED)
Rear Fog Lamp			With
Rear Combination Lamp			With (LED)
Windshield and Windows			UV and Cool Green Tinted
Wiper	Rain Sensor	With	
	Semi-auto Intermittent Wiper	With	
Side Mirror			Heated, Auto Adjustable and Retractable with Memory
Tyres			235 / 45 R18
Rear Spoiler			With
Radiator Grille			Mesh Grille
Smart Entry and Start System			With
INTERIOR			
Finishing			Aluminium and Leather
Steering	Type	3-spoke, F SPORT Leather	
	Tilt and Telescopic	Auto (with Memory)	
	Multi-function	With	
Meter Combination	Paddle Shift	With	
	Optitron	With	
Illumination			With (White LED)
Illumination Entry System			With
Multi Information Display (MID)			12.3" Screen
Electronic Multi-vision (EMV)			With
Navigation System			With
Remote Touch Controller			With
Bluetooth Interface			With
Cruise Control			With
Air-conditioner			Auto, Dual-zone
Inside Rear View Mirror			With (Electro Chromic)
Illumination	Door Ambient Illumination	With (White LED)	
	Inside Door Handle Illumination	With (White LED)	
	Remote Touch Controller Illumination	With (White LED)	
	Front Personal Lamp	With (White LED)	
	Rear Personal Lamp	With (White LED)	
	Room Lamp	With (White LED)	
	Luggage Room Lamp	With	
	Glove Box Lamp	With	
Lamps	Door Courtesy Lamp	With	
	Foot Lamp	With (White LED)	
	Sun Visor with	With Mirror, Lamp	
	Vanity Mirror	With Mirror, Lamp	
Sunshade	Rear Window	With	
	Rear Door Window	Without	
Parking Brake			Electric Parking Brake
Power Window	Driver	With (Auto Up and Down)	
	Front Passenger	With (Auto Up and Down)	
	Rear	With (Auto Up and Down)	

INTERIOR		LEXUS GS 350F SPORT	LEXUS GS 250F SPORT	
Analog Clock			With	
Carpet Mat			With	
Audio System		Mark Levinson 17-speaker, AM/FM Tuner, In-dash Single CD/DVD, MP3, WMA, AUX, USB Input		
External Auxiliary AUX Jack			With	
Seat	Material		F SPORT Leather	
	Power Adjustment		16-way (Driver) 10-way (Front Passenger)	
	Front	Power Cushion		With (Driver only)
		Slide		With (Auto)
		Recline		With (Auto)
		Vertical Adjuster		With
		Side Support (Power)		With (Driver)
		Power Cushion Extend		With (Driver)
		Driver Lumbar Support		With (4-way)
		Passenger Lumbar Support		With (2-way)
		Butterfly Headrest		Without
		Ventilation		With (Seat Heater and Cool Air)
	Memory Function		Driver Only	
	Back Pocket		Driver and Passenger	
	Rear	Vertical Adjuster		With
		Rear Headrest		With
Armrest			With	
Shift Lever/Knob			F SPORT Leather	
Storage	Glove Compartment		With	
	Coin Pocket		With	
	Cup Holders		With	
SAFETY				
<i>(Active)</i>				
Vehicle Dynamics Integrated Management (VDIM)			With	
Anti-lock Braking System (ABS)			With	
Brake Assist (BA)			With	
Vehicle Stability Control System (VSC)			With	
Traction Control (TRC)			With	
Electronic Brake-force Distribution (EBD)			With	
Hill-start Assist			With	
Parking Clearance Sonar Guide			With	
Reverse Parking Assist Monitor			With	
<i>(Passive)</i>				
SRS Airbags (with Kneebag)			10	
Side Door Impact Beam			With	
Whiplash Injury Lessening (WIL) Front Seats			With	
Seatbelts	Type		Pretensioners with Force Limiters	
	Driver		3-point ELR	
	Front Passenger		3-point ELR	
	Rear		3-point ELR	
ISOFIX Childseat Anchors			3-point (Rear Seats)	
Child Lock Protection			With	
Height Adjustable Seatbelt Anchors			With	
Impact Absorbing Structure For Pedestrians			With	
SECURITY				
Anti-theft System			Immobiliser, Siren with Internal Battery and Intrusion Sensor	







# SEE HOW THE GAME HAS CHANGED

The new generation GS doesn't just make an impression – it makes a statement.

A statement about how embracing performance doesn't have to be at the expense of the environment.

A statement that reinforces how the most sophisticated luxury can be found in the tiniest details.

And a statement that proves cutting-edge technology can be woven seamlessly into your every movement.

With the new generation GS, we have not only redefined your understanding of luxury sedans, we have also written a new chapter in the future of automobiles.

With its cutting-edge mechanisms that combine different drive mode selections, re-engineered handling systems, unrivalled audio technology, and aggressive torque and speeds, the GS is a high-performing vehicle that'll truly bring you to the top of your game.



# OWNING A LEXUS IS A JOURNEY IN ITSELF, ONE THAT IS JUDGED NOT BY MILEAGE BUT BY THE COUNTLESS PRICELESS MOMENTS.

BEGIN YOUR JOURNEY THE RIGHT WAY WITH QUALITY SERVICES DESIGNED TO ENHANCE YOUR LEXUS EXPERIENCE.

## LEXUS | CAPITAL SERVICES

LEXUS believes that perfection lies in the details. When you purchase a LEXUS, you will experience service like no other. LEXUS CAPITAL offers you flexible financial services that enable you to be in full control of your finances, as always. Applying for financing can be handled quickly and conveniently at all LEXUS showrooms.

## LEXUS | ASSIST

LEXUS ASSIST is a 24-hour roadside assistance service provided by LEXUS. You can be assured of reliable assistance via this exclusive programme aimed at creating a hassle-free driving experience.

Note:

- a) LEXUS MALAYSIA, a division of UMW Toyota Motor Sdn. Bhd. reserves the right to alter any details of specifications and equipment without notice. Details of specifications and equipment are also subject to change to suit local conditions and requirements.
- b) Vehicle, equipment and specifications pictured in this catalogue may vary from models available locally.
- c) Vehicle body and accessory colours might differ slightly from the printed photos in this catalogue.
- d) 3-year warranty from the date of first registration or 100,000km travelled, whichever occurs first. Terms and conditions apply.

## LEXUS | INSURANCE

LEXUS INSURANCE is a comprehensive motor insurance packaged by LEXUS to provide LEXUS owners with tailored insurance coverage for damages to the owner's vehicle as well as any liabilities incurred by the third party.

## LEXUS | ACCESS

LEXUS ACCESS is a comprehensive vehicle leasing programme designed to bring you even closer to driving a LEXUS. Complementing our Flexi Plan and Islamic Financing Plan, LEXUS ACCESS offers you yet another option to experience the perfection embodied by a LEXUS.



Visit a LEXUS showroom today to pursue your LEXUS experience.

### LEXUS MUTIARA DAMANSARA

No. 6, Jalan PJU 7/2, Mutiara Damansara, 47800 Petaling Jaya, Selangor Darul Ehsan.  
Tel: 03-7710 5655

### LEXUS KUALA LUMPUR

Lot G-02, G-03 & G-03A, Ground Floor, Life Centre, 20 Jalan Sultan Ismail, 50250 Kuala Lumpur.  
Tel: 03-2164 5800

### LEXUS SUNGAI BESI

No. 314, Jalan Sungai Besi, 57100 Kuala Lumpur.  
Tel: 03-9222 2268

### LEXUS PENANG

No. 26, Jalan Sultan Ahmad Shah, 10050 George Town, Pulau Pinang.  
Tel: 04-250 3888

### LEXUS JOHOR

No. 23 & 25, Jalan Serampang, Taman Sri Tebrau, 80050 Johor Bahru, Johor Darul Takzim.  
Tel: 07-335 8777

Toll Free Line: 1-800-88-53987 (Monday – Friday, 8.00am – 5.30pm) | [www.lexus.com.my](http://www.lexus.com.my)  
UMW Toyota Motor Sdn. Bhd. (60576-K)

